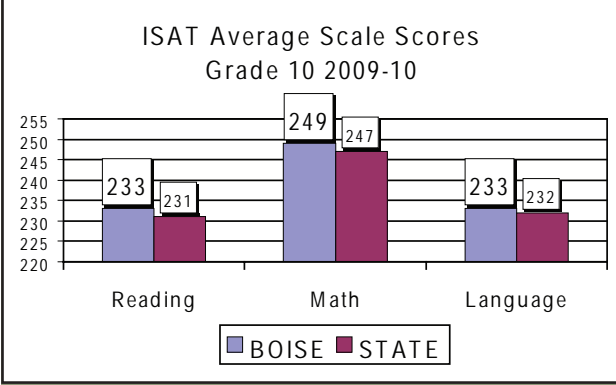
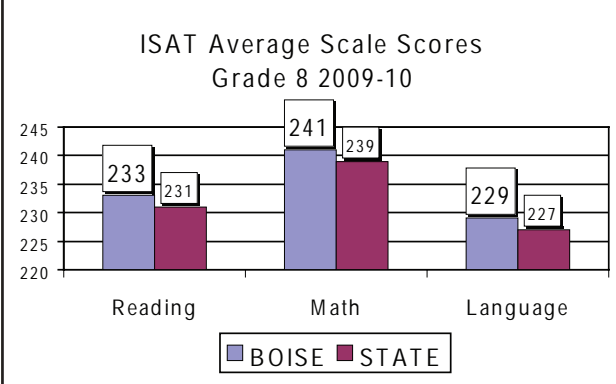
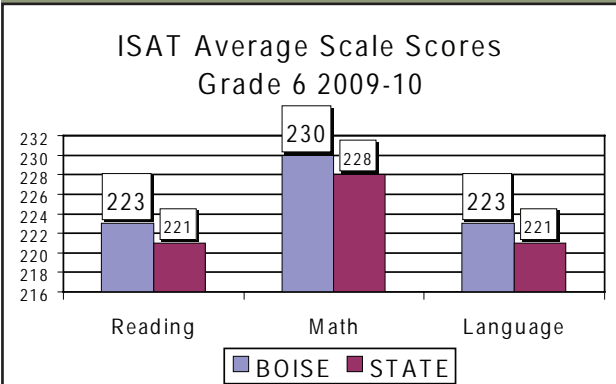


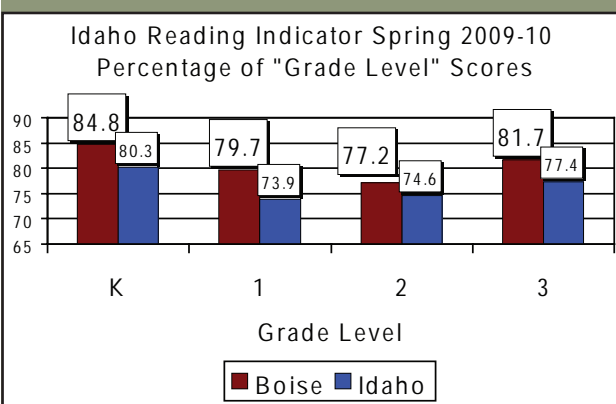
# BSD STUDENTS TOP STATE AVERAGES ON ISAT

**FACT:** Students in the Boise School District (BSD) continue to outperform Idaho as a whole on the State's standardized achievement tests in every subject. These scores are significant when factoring in the changing student demographic of District enrollment. Currently, 45.7% of BSD's student population consists of low income students. In addition, the percentage of limited-English speaking students has more than doubled since 2001; presently nearly 8% of the District's student population is defined as Limited English Proficient. Still, BSD students achieve higher on the Idaho Standards Achievement Tests (ISAT) than the State as a whole. Results for BSD students compare to the State of Idaho as follows:



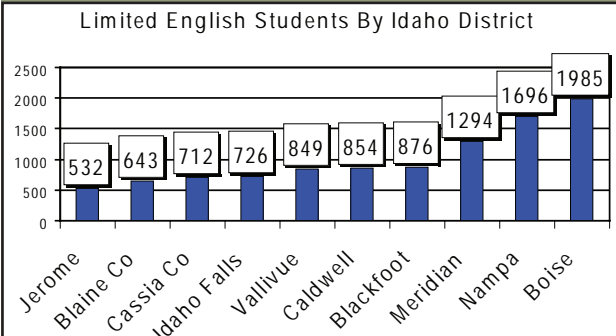
# BSD STUDENTS READING ON AND ABOVE GRADE LEVEL

**FACT:** The percentage of District students reading at grade level on the Idaho Reading Indicator (IRI) continues to surpass State results at each of the grades in which it is given (K, 1, 2, and 3). The IRI is a state test that assesses younger students' fluency, comprehension, and other skills deemed important to reading success. BSD results are as follows:



# BOISE'S CHANGING STUDENT DEMOGRAPHICS


**FACT:** Without question, the Boise School District stands as one of the most diverse school systems in Idaho. In the last 20 years, the number of Limited English Proficient (LEP) students enrolled in the District has jumped from 40 students in 1987 to 1,985 students today. LEP is a federal program that qualifies students for services defined as "limited" in their English ability. BSD has the largest number of LEP students of any school district in Idaho, as shown in the following graph:



# AN ACADEMIC PERFORMANCE LEADER

**FACT:** No Child Left Behind (NCLB), the federal education law enacted in 2002, requires schools to meet participation and proficiency benchmarks in 42 different areas called subgroups. These subgroups include the school's total student population, low income students, six ethnic groups, special education students, and students learning to speak English.

If a school misses the mark in even one subgroup, the whole school is labeled as "needing improvement" by NCLB. In 2010, 19 BSD schools were reported as having missed Adequate Yearly Progress (AYP). However, it is important to note, this one number simply does not tell the complete story. These 19 BSD schools did meet the overwhelming majority of AYP goals, anywhere from 73% to 98% of the AYP goals. The pie graph on the right shows the percentage of AYP goals met by schools in the Boise School District:



# How's Boise Doing?

## A Community Update on Achievement in the Boise School District

Look no further than BSD to provide excellent educational opportunities for your child. From our state and nationally recognized schools and academic programs, our state leading Advanced Placement course offerings, award-winning Treasure Valley Mathematics and Science Center, nationally recognized Dennis Technical Education Center, to our stand-out performing arts and athletic programs, there's something for everyone at BSD. The proof of our success can be found in this annual achievement report. It also can be found in each and every classroom in every school.

Here is what you will find when you enroll your child in a BSD school:

- Safe and secure learning environment;
- Caring and compassionate staff committed to providing the best education for each and every child;
- Opportunities for meaningful parental involvement;
- High expectations for learning;
- Commitment to our Core Values: Respect, Dignity, Honesty, Responsibility and Teamwork;
- Education that is on the leading edge with some of the most advanced instructional strategies available today.

BSD is 33 elementary schools, eight junior high schools, four traditional high schools, one alternative school and a multitude of other school-choice program offerings. Our Open Enrollment policy allows students from inside and outside the District to attend any school in the District provided there is space available.

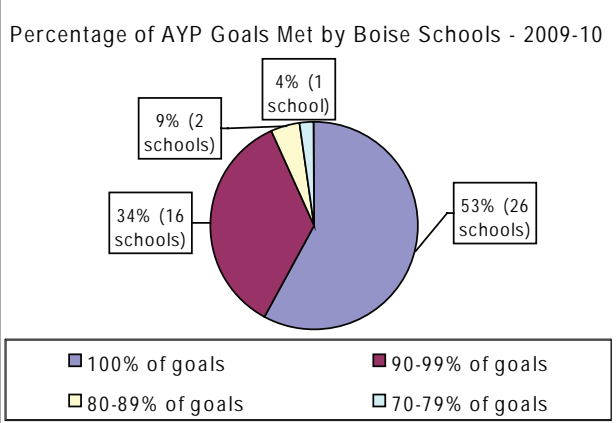

Put us under the microscope and you'll discover BSD has first-rate educational opportunities, including:

- Nationally ranked high schools – Boise, Borah, Capital and Timberline high schools are among America's Best High Schools as listed by Newsweek magazine (<http://www.newsweek.com/feature/2010/americas-best-high-schools/list.html>);
- Idaho's only college-prep AVID program, a nationally recognized program that prepares students who are performing in the academic middle for college ([avid.org](http://avid.org));
- International Program emphasis at Longfellow and Pierce Park elementary schools, with study of world cultures and exposure to the Spanish language;
- Public Harbor School at Owyhee Elementary School serving grades K-6 with a focus on a core knowledge curriculum and direct instruction methods;
- Liberty Elementary School Montessori program where students become actively involved in the education process by hands-on experimentation and discovery;
- All-day kindergarten program offered in some schools;
- Classical Education program for elementary school students with language instruction in Latin;
- Dual Immersion Language programs at Whitney and Whittier elementary schools that provide an opportunity for your child to become fluent in both English and Spanish;
- Gifted and Talented Education programs for qualifying students;
- English Language Learner programs for Limited English Proficiency students; and
- Extensive Special Education program, including Madison Early Childhood Education Center that provides services to developmentally disabled preschool children between the ages of 3 and 5 and support to their families.

But learning doesn't stop in the classroom. BSD students can take advantage of internship opportunities, community service projects, and academic, performing arts, and athletic competitions that pit their talents and skills against some of the best in the state and nation.

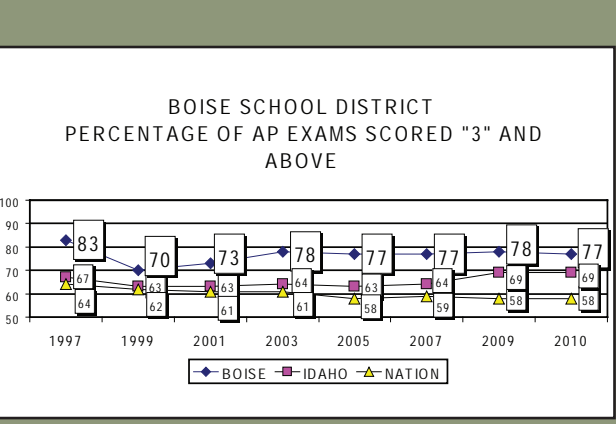
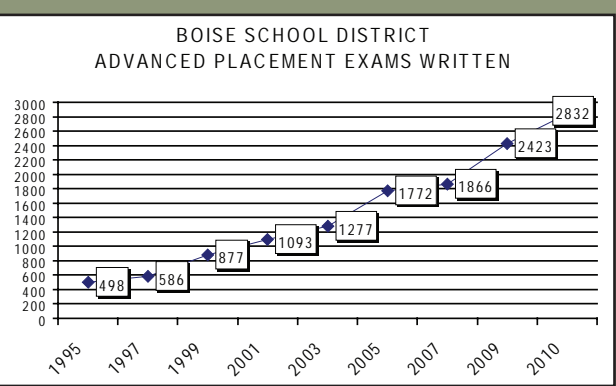
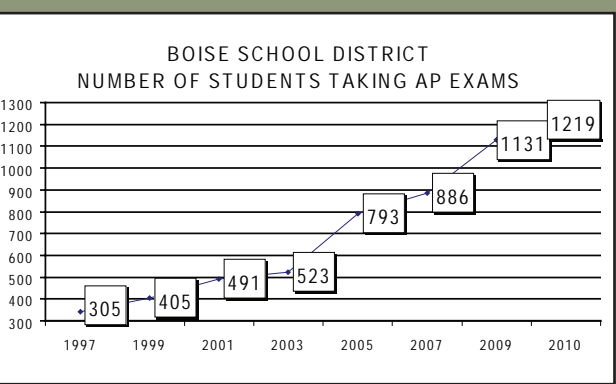
There's more to tell. Review this annual achievement report for information on how our schools are succeeding. Explore our web site at [www.boiseschools.org](http://www.boiseschools.org) for complete details about all of our program offerings, further test scores and individual schools. Contact one of our schools for a personal tour. Our staff members are here to help you and your student succeed!

Our sincere gratitude and appreciation to our entire community for supporting our efforts to provide an exceptional educational experience for all of our children!



# A NATIONAL LEADER IN AP RESULTS

**FACT:** The District's Advanced Placement (AP) Program not only provides challenging college-level coursework for high school students, it remains the model for the State and nation. In 1980, BSD's program began at Boise High School and nearly thirty years later, the AP program has been expanded to all BSD high schools with 24 AP classes being offered to students. BSD students participate in this rigorous coursework at an astounding rate; almost a third of District students took an AP exam in 2009-10. While the BSD student population is approximately 9% of the state total, in 2010, District students took 35% of the AP exams administered in the State. In addition, the number of exams taken by BSD students has increased dramatically; from just under 500 in 1995 to 2,832 tests taken in 2010. AP proficiency rates continue to outpace state and national proficiency rates, as well.



# BSD SURPASSES IDAHO, U.S. ON ACT/SAT EXAMS

**FACT:** Boise School District students' average scores outpace those of the State of Idaho and of the nation on the American College Test (ACT) and Scholastic Aptitude Test (SAT).

The percentage of Boise District students (58%) taking the ACT now nearly matches that of students in Idaho (60%). The difference between Boise and State and national average scores is impressive; Boise students' composite scores were 22.8, Idaho students earned 21.8, nationally students earned 21.0 (see first chart below).

Additionally, the percentage of BSD students taking the SAT decreased in 2009-10 to 28%. Previously, many students opted to take both the ACT and SAT in preparation for college, however it appears many students are now taking just the ACT exam. With changes in the number of students taking the exam, scores typically increase or decrease, because a larger or smaller percentage of the highest achieving District students take the test. Predictably, SAT performance has followed the decline in participation. 2010 BSD average scores in Critical Reading and Math are up in the past several years, as indicated in the charts below.

