

Principal: Robert Thompson
 Enrollment: 353
 Address: 8051 W. Salt Creek Ct.
 Boise, ID 83709
 Phone: 208-854-5650
 Fax: 208-854-5651
 Website: <http://frankchurch.school.boiseschools.org>

FRANK CHURCH HIGH SCHOOL

School Performance Report 2010-11

OUR MISSION

"We educate students to be lifelong learners and contributing citizens"

KEEPING YOU INFORMED

This school performance report is a summary of how your child's school and its students are performing on tests required by the state. No single report, however, can tell the whole story of a school's educational program or the people who work and learn there. We encourage you to find out firsthand by visiting your child's school and taking an active role in your child's learning. Studies show that when parents are involved, students do better in school.



"Educating Today for a Better Tomorrow"

OUR SCHOOL COMMUNITY

Many factors, such as how often a child attends school, moving frequently, and English language experience, influence school achievement. Measuring these characteristics helps us understand our students' needs.

ABOUT OUR STUDENTS

<i>School (%)</i>		<i>District Avg.</i>
353	Total Enrollment	25,228
7.9%	Limited English Proficient	5.0%
75.7%	Free/Reduced Lunch (10-12)	38.3%
14.7%	Special Ed Program Participants	9.0%
88.1%	Average Daily Attendance	92.0%

We are committed to ensuring that our students are taught by a highly trained and qualified staff of instructors.

ABOUT OUR STAFF

16.2	Average years of experience
43.2%	Percent who hold a master's degree
100%	Percent who are certified by the state

ABOUT AVERAGE CLASS SIZES

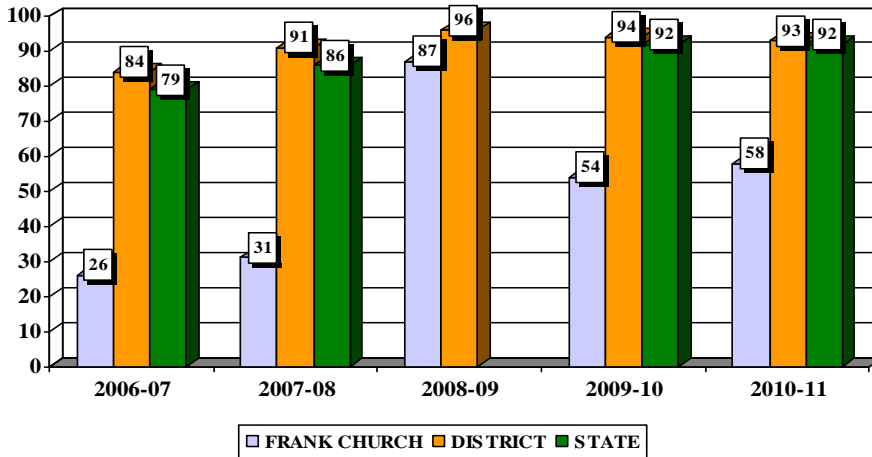
<u>Grade</u>	<u>Our school</u>	<u>District</u>
10-12	14.6	24.5

Is this a school identified for school improvement? Yes

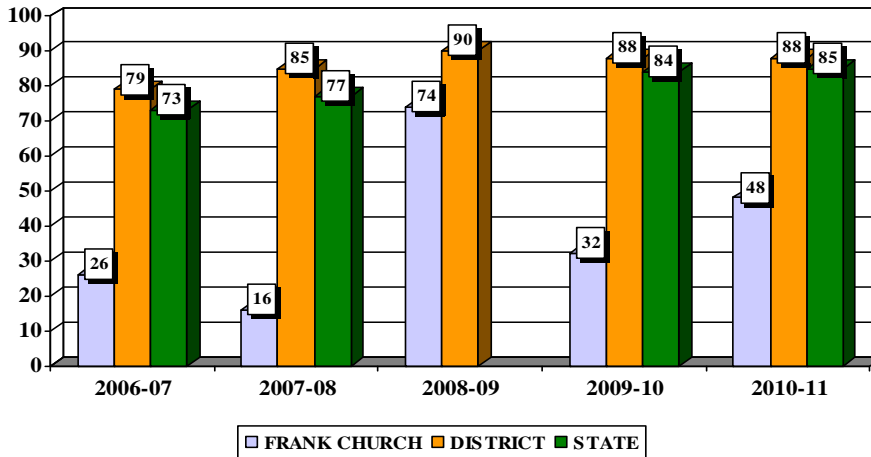
IDAHO STANDARDS ACHIEVEMENT TEST

The Idaho Standards Achievement Test is an assessment of student knowledge in three areas; reading, math, and language usage. Each of the three subtests consists of 42 standards-based items, administered via the computer. Aggregate student performance is displayed in terms of percentages of students meeting standards for the grade level at the school, district, and state level. Performance improvement goals are set by the state of Idaho in accordance with the federal law known as No Child Left Behind.

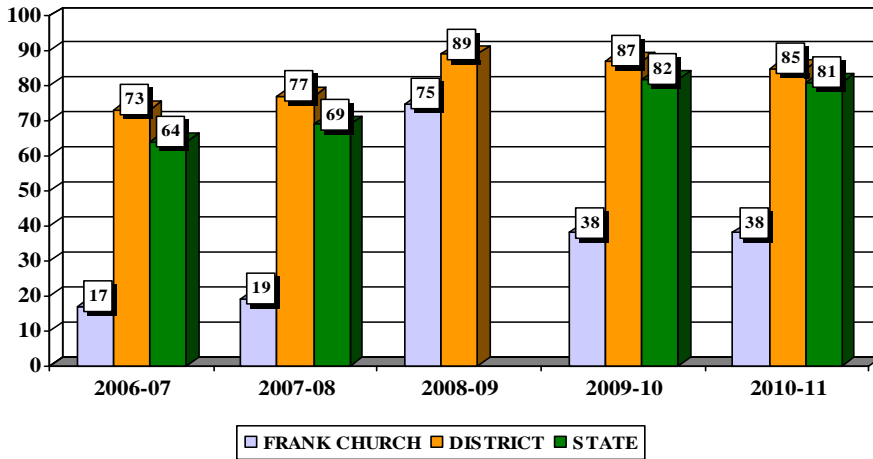
Idaho Standards Achievement Test - Reading
 10th Grade Longitudinal Data - 2007 - 2011
 %age of Proficient/Advanced Students



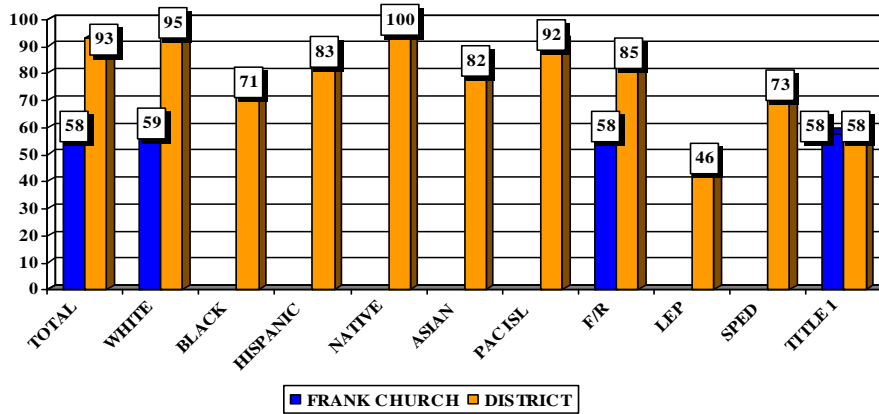
Idaho Standards Achievement Test - Math
 10th Grade Longitudinal Data - 2007 - 2011
 %age of Proficient/Advanced Students



Idaho Standards Achievement Test - Language
 10th Grade Longitudinal Data - 2007 - 2011
 %age of Proficient/Advanced Students



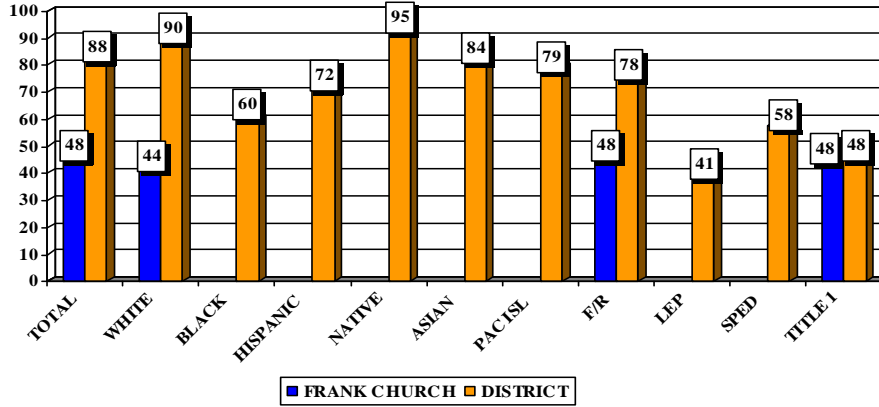
Idaho Standards Achievement Test
 10th Grade Standards Test - Spring 2011
 2010-11 Disaggregated Groups
 %age of Proficient/Advanced Students - Reading



NUMBER OF STUDENTS IN DISAGGREGATED GROUPS - TENTH GRADE

	<i>WHITE</i>	<i>BLACK</i>	<i>HISPANIC</i>	<i>NATIVE</i>	<i>ASIAN</i>
FRANK CHURCH	25.5	1	2	1	0.5
DISTRICT	1362	28.5	121.5	11	67.5
	<i>PAC ISL</i>	<i>LEP</i>	<i>SPED</i>	<i>F/R</i>	<i>TITLE 1</i>
FRANK CHURCH	1	1	6	23	31
DISTRICT	11	52.5	99.5	540.5	31

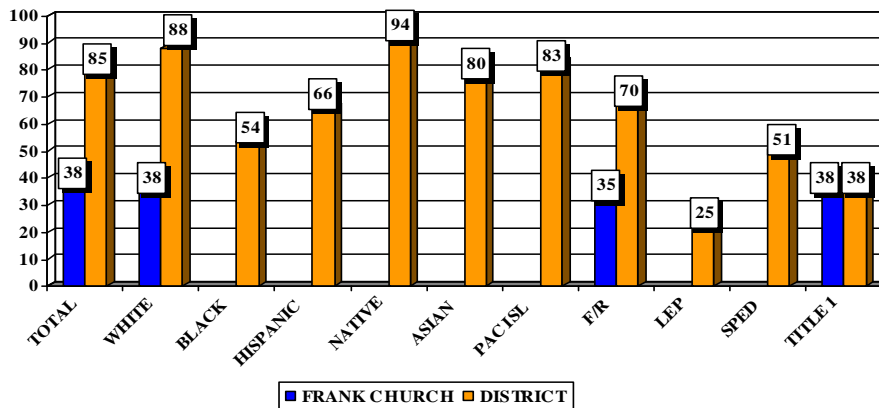
Idaho Standards Achievement Test
 10th Grade Standards Test - Spring 2011
 2010-11 Disaggregated Groups
 %age of Proficient/Advanced Students - Math



NUMBER OF STUDENTS IN DISAGGREGATED GROUPS - TENTH GRADE

	WHITE	BLACK	HISPANIC	NATIVE	ASIAN
FRANK CHURCH	19	0.5	3.5	1	0.5
DISTRICT	1298	23.5	104.5	9.5	68.5
	PAC ISL	LEP	SPED	F/R	TITLE 1
FRANK CHURCH	1	2	4	19	25.5
DISTRICT	9.5	47	79.5	496	25.5

Idaho Standards Achievement Test
 10th Grade Standards Test - Spring 2011
 2010-11 Disaggregated Groups
 %age of Proficient/Advanced Students -Language



NUMBER OF STUDENTS IN DISAGGREGATED GROUPS - TENTH GRADE

	WHITE	BLACK	HISPANIC	NATIVE	ASIAN
FRANK CHURCH	16.5	1	1.5	0.5	0.5
DISTRICT	1268	21.5	97	8.5	65.5
	PAC ISL	LEP	SPED	F/R	TITLE 1
FRANK CHURCH	0.5	0.5	3.5	14.5	20.5
DISTRICT	10	28.5	69.5	389.5	20.5