

Principal: Ted Hettinga
 Enrollment: 300
 Address: 2401 Targee Street
 Boise, Idaho 83705

Phone: 208-854-5000
 Fax: 208-854-5001

Website: www.boiseschools.org/schools/hawthorne/

HAWTHORNE ELEMENTARY SCHOOL

School Performance Report 2010-11

OUR MISSION

"We educate students to be lifelong learners and contributing citizens"

KEEPING YOU INFORMED

This school performance report is a summary of how your child's school and its students are performing on tests required by the state. No single report, however, can tell the whole story of a school's educational program or the people who work and learn there. We encourage you to find out firsthand by visiting your child's school and taking an active role in your child's learning. Studies show that when parents are involved, students do better in school.



"Educating Today for a Better Tomorrow"

OUR SCHOOL COMMUNITY

Many factors, such as how often a child attends school, moving frequently, and English language experience, influence school achievement. Measuring these characteristics helps us understand our students' needs.

ABOUT OUR STUDENTS

| <i>School (%)</i> | | <i>District Avg.</i> |
|-------------------|--------------------------------------|----------------------|
| 300 | Total Enrollment | 25,228 |
| 4.0% | Limited English Proficient | 7.4% |
| 67.5% | Free/Reduced Lunch (1-6) | 47.2% |
| 3.7% | Gifted & Talented Participants (2-6) | 5.4% |
| 18.3% | Special Ed Program Participants | 12.1% |
| 96.0% | Average Daily Attendance | 96.0% |

We are committed to ensuring that our students are taught by a highly trained and qualified staff of instructors.

ABOUT OUR STAFF

| | |
|------|--|
| 14.9 | Average years of experience |
| 50% | Percent who hold a master's degree |
| 100% | Percent who are certified by the state |

ABOUT AVERAGE CLASS SIZES

| <i>Grade</i> | <i>Our school</i> | <i>District</i> |
|---------------------------|-------------------|-----------------|
| Kindergarten | 22.0 | 21.2 |
| First grade | 21.5 | 21.5 |
| Second grade | 22.5 | 22.1 |
| Third grade | 24.7 | 22.5 |
| Fourth grade | 25.3 | 26.1 |
| Fifth grade | 26.7 | 26.7 |
| Sixth grade | 24.7 | 27.4 |
| Elementary Average | 23.7 | 23.7 |

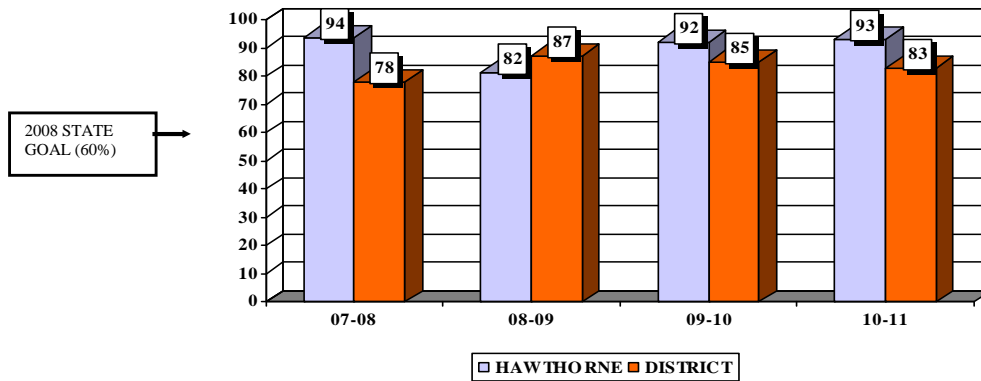
Is this school identified for school improvement? No

IDAHO READING INDICATOR

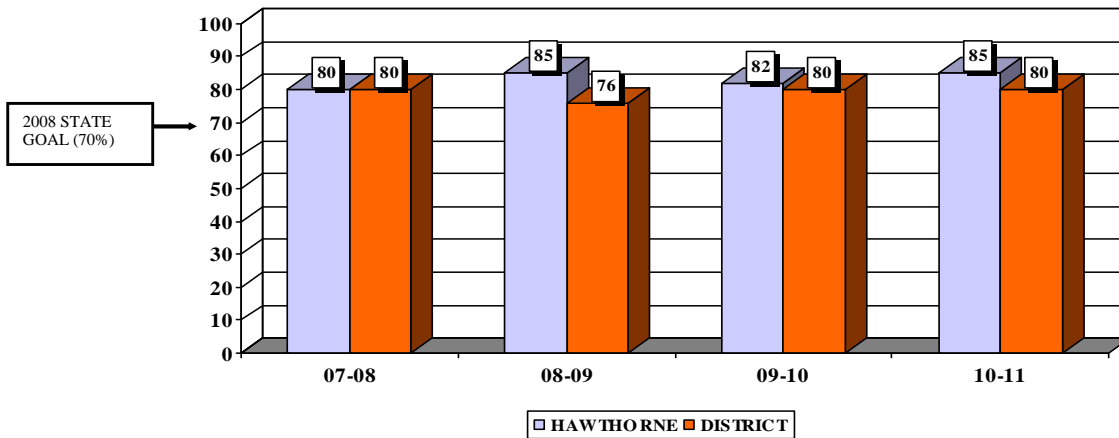
To ensure that all children master the skills they need to become successful readers, Idaho law requires that every student from kindergarten to third grade be tested twice each year. Students are tested using the Idaho Reading Indicator (IRI), a brief 10-20 minute test. Beginning with the Fall 2007 testing window, a new version of the IRI is in use with Idaho schoolchildren. Results cannot be compared with previous versions of the test.

Note: Data are not reported for subgroups of less than ten (10) students.

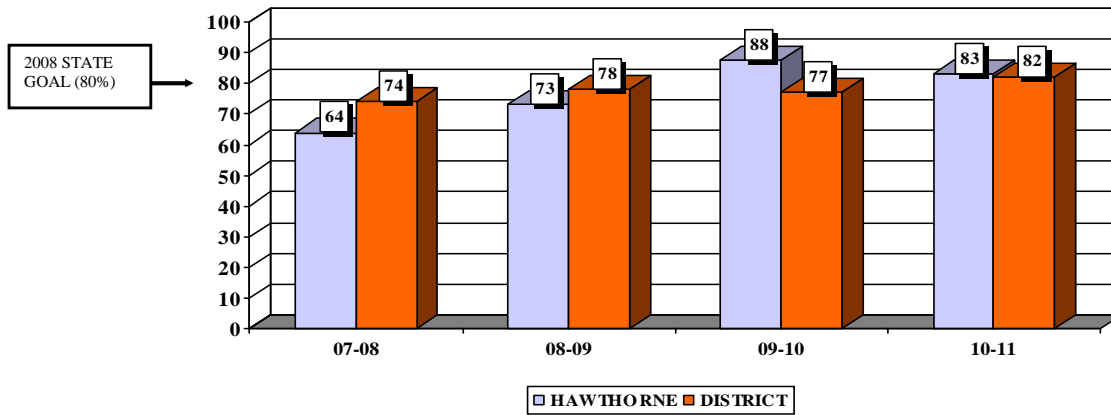
Idaho Reading Indicator – Kindergarten %age of Students at Grade Level



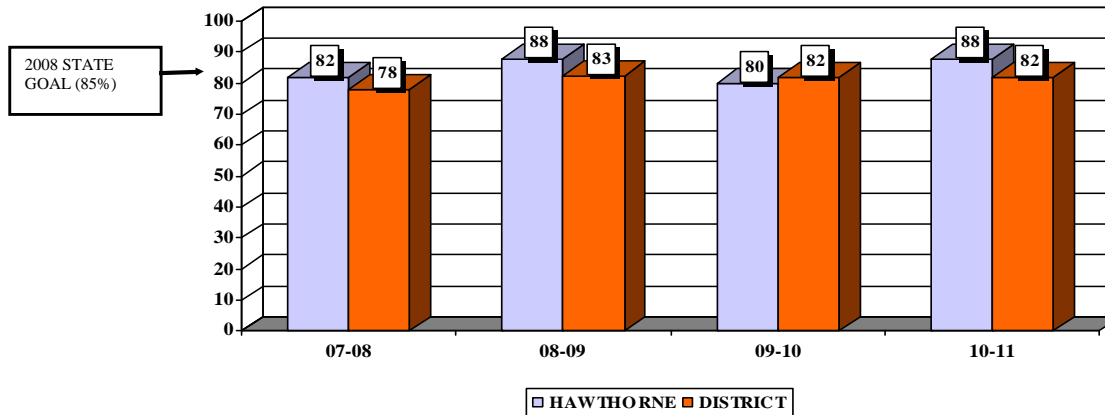
Idaho Reading Indicator – First Grade %age of Students at Grade Level



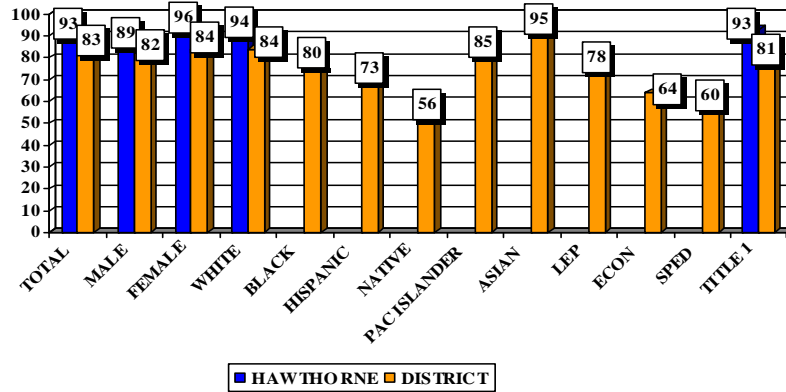
Idaho Reading Indicator – Second Grade
%age of Students at Grade Level



Idaho Reading Indicator – Third Grade
%age of Students at Grade Level



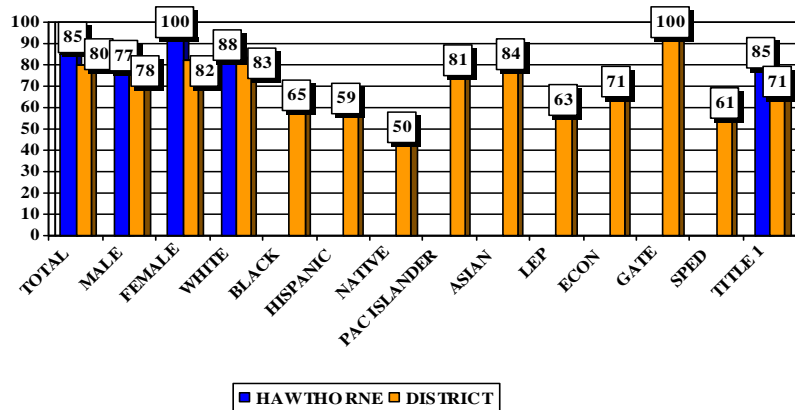
Idaho Reading Indicator – Kindergarten
 2010-11 Disaggregated Groups
 %age of Students at Grade Level



NUMBER OF STUDENTS IN DISAGGREGATED GROUPS - KINDERGARTEN

| | MALE | FEMALE | WHITE | BLACK | HISPANIC | NATIVE |
|-----------|--------------|--------|-------|-------|----------|---------|
| HAWTHORNE | 16 | 23 | 30 | 2 | 5 | 0 |
| DISTRICT | 687 | 671 | 1088 | 43 | 148 | 5 |
| | PAC ISLANDER | ASIAN | LEP | ECON | SPED | TITLE 1 |
| HAWTHORNE | 2 | 0 | 0 | 0 | 0 | 39 |
| DISTRICT | 17 | 56 | 169 | 9 | 56 | 601 |

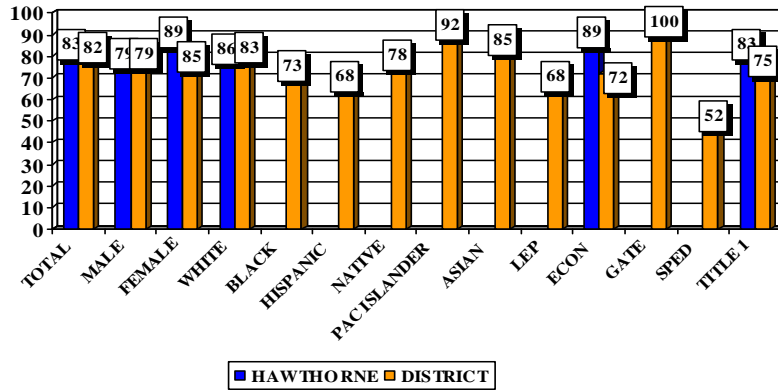
Idaho Reading Indicator – First Grade
 2010-11 Disaggregated Groups
 %age of Students at Grade Level



NUMBER OF STUDENTS IN DISAGGREGATED GROUPS - FIRST GRADE

| | MALE | FEMALE | WHITE | BLACK | HISPANIC | NATIVE | |
|-----------|--------------|--------|-------|-------|----------|--------|---------|
| HAWTHORNE | 20 | 13 | 28 | 2 | 2 | 1 | |
| DISTRICT | 722 | 735 | 1205 | 37 | 103 | 9 | |
| | PAC ISLANDER | ASIAN | LEP | ECON | GATE | SPED | TITLE 1 |
| HAWTHORNE | 0 | 0 | 1 | 6 | 0 | 3 | 33 |
| DISTRICT | 13 | 64 | 131 | 201 | 19 | 80 | 574 |

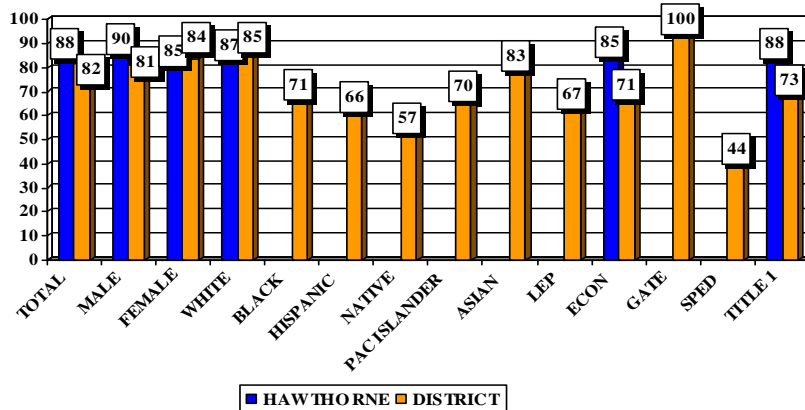
Idaho Reading Indicator – Second Grade
 2010-11 Disaggregated Groups
 %age of Students at Grade Level



NUMBER OF STUDENTS IN DISAGGREGATED GROUPS - SECOND GRADE

| | MALE | FEMALE | WHITE | BLACK | HISPANIC | NATIVE | |
|-----------|--------------|--------|-------|-------|----------|--------|---------|
| HAWTHORNE | 19 | 16 | 25 | 2 | 5 | 1 | |
| DISTRICT | 717 | 733 | 1223 | 24 | 113 | 7 | |
| | PAC ISLANDER | ASIAN | LEP | ECON | GATE | SPED | TITLE 1 |
| HAWTHORNE | 2 | 0 | 0 | 16 | 0 | 1 | 35 |
| DISTRICT | 12 | 69 | 134 | 301 | 64 | 78 | 553 |

Idaho Reading Indicator – Third Grade
 2010-11 Disaggregated Groups
 %age of Students at Grade Level



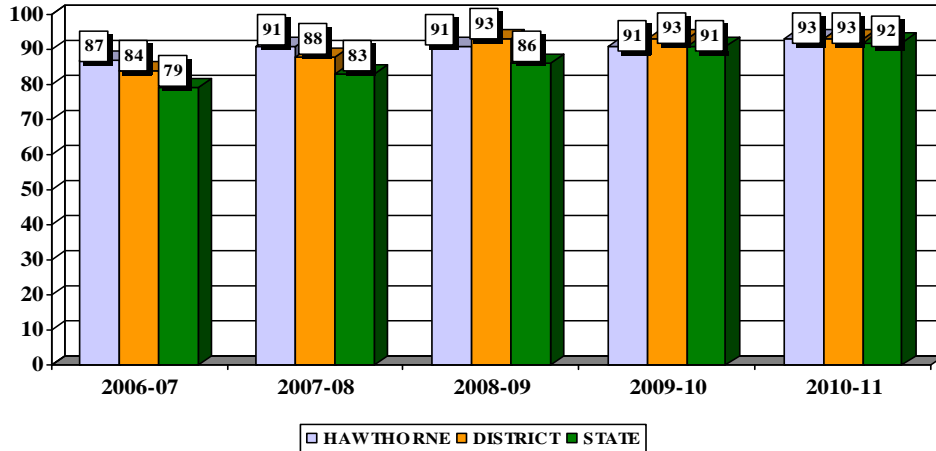
NUMBER OF STUDENTS IN DISAGGREGATED GROUPS - THIRD GRADE

| | MALE | FEMALE | WHITE | BLACK | HISPANIC | NATIVE | |
|-----------|--------------|--------|-------|-------|----------|--------|---------|
| HAWTHORNE | 18 | 11 | 20 | 2 | 6 | 0 | |
| DISTRICT | 703 | 745 | 1220 | 115 | 112 | 4 | |
| | PAC ISLANDER | ASIAN | LEP | ECON | GATE | SPED | TITLE 1 |
| HAWTHORNE | 1 | 0 | 2 | 11 | 1 | 0 | 29 |
| DISTRICT | 7 | 65 | 157 | 309 | 104 | 344 | 529 |

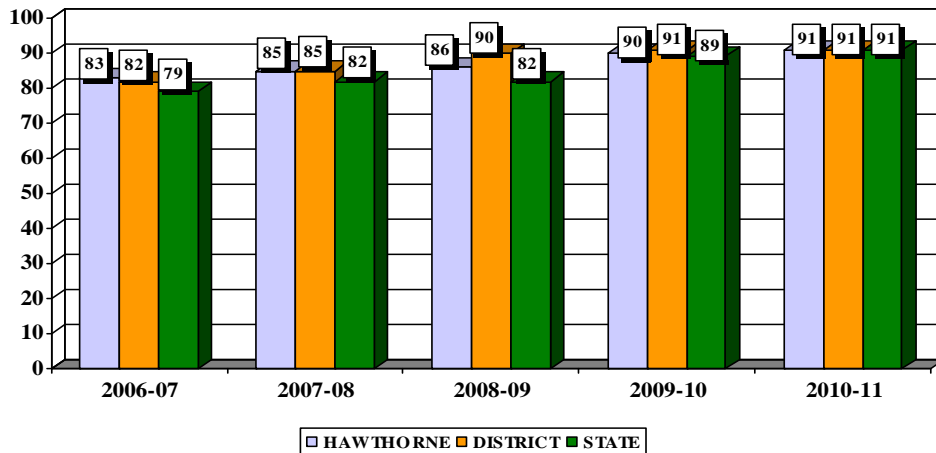
IDAHO STANDARDS ACHIEVEMENT TEST

The Idaho Standards Achievement Test is an assessment of student knowledge in three areas; reading, math, and language usage. Each of the three subtests consists of 42 standards-based items, administered via the computer. Aggregate student performance is displayed in terms of percentages of students meeting standards for the grade level at the school, district, and state level. Performance improvement goals are set by the state of Idaho in accordance with the federal law known as No Child Left Behind.

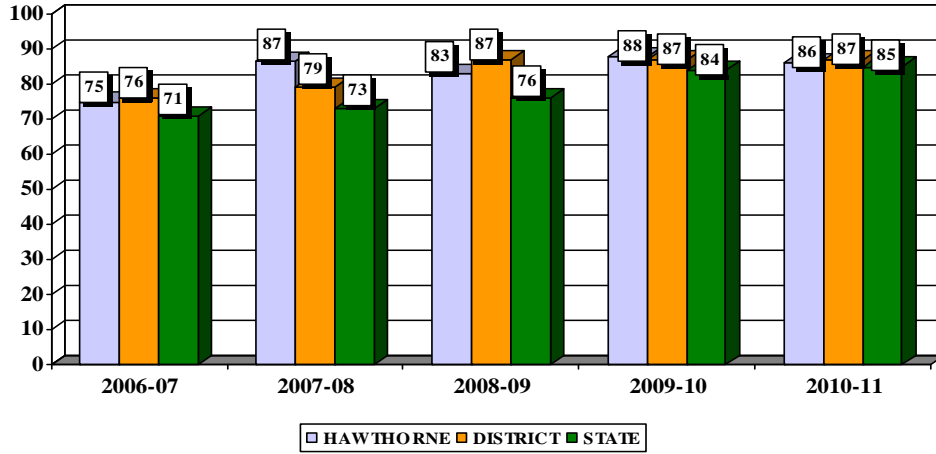
Idaho Standards Achievement Test - Reading 3rd - 6th Grade Longitudinal Data - 2007 - 2011 %age of Proficient/Advanced Students



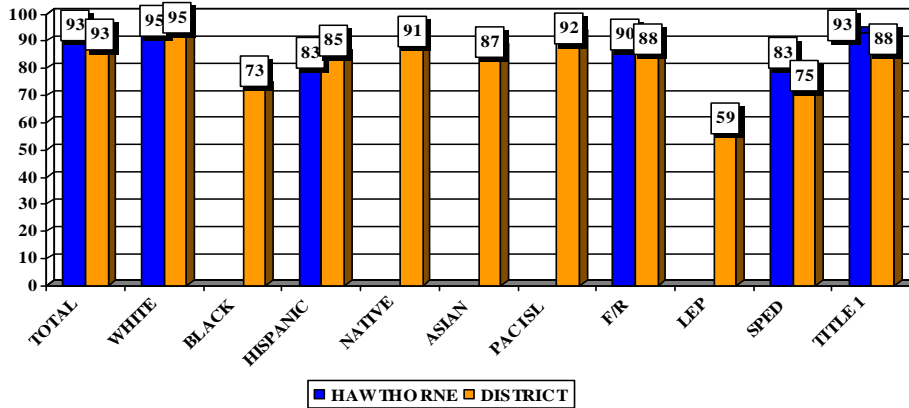
Idaho Standards Achievement Test - Math 3rd - 6th Grade Longitudinal Data - 2007 - 2011 %age of Proficient/Advanced Students



Idaho Standards Achievement Test - Language
 3rd - 6th Grade Longitudinal Data - 2007 - 2011
 %age of Proficient/Advanced Students



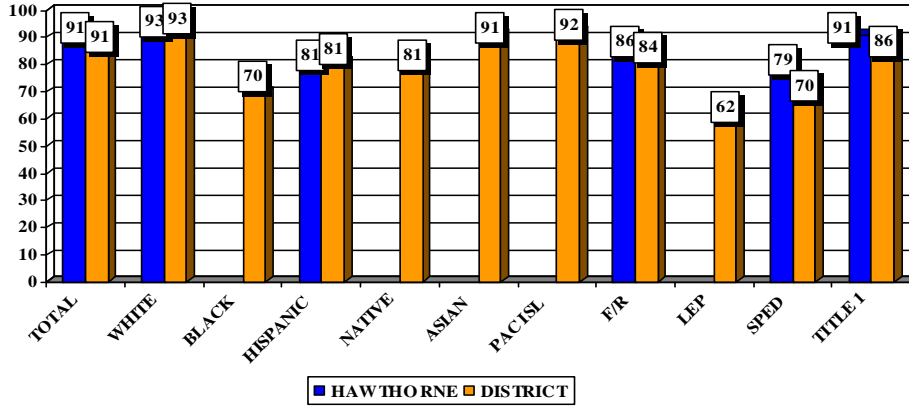
Idaho Standards Achievement Test
 3rd - 6th Grade Standards Test - Spring 2011
 2010-11 Disaggregated Groups
 %age of Proficient/Advanced Students - Reading



NUMBER OF STUDENTS IN DISAGGREGATED GROUPS - THIRD THROUGH SIXTH GRADES

| | | | | | |
|-----------|----------------|--------------|-----------------|---------------|----------------|
| | <i>WHITE</i> | <i>BLACK</i> | <i>HISPANIC</i> | <i>NATIVE</i> | <i>ASIAN</i> |
| HAWTHORNE | 104 | 3 | 20 | 4 | 2 |
| DISTRICT | 5482.5 | 146 | 625.5 | 24.5 | 239.5 |
| | <i>PAC ISL</i> | <i>LEP</i> | <i>SPED</i> | <i>F/R</i> | <i>TITLE 1</i> |
| HAWTHORNE | 2 | 6.5 | 20 | 88.5 | 137 |
| DISTRICT | 44 | 259 | 627 | 2915 | 2543.5 |

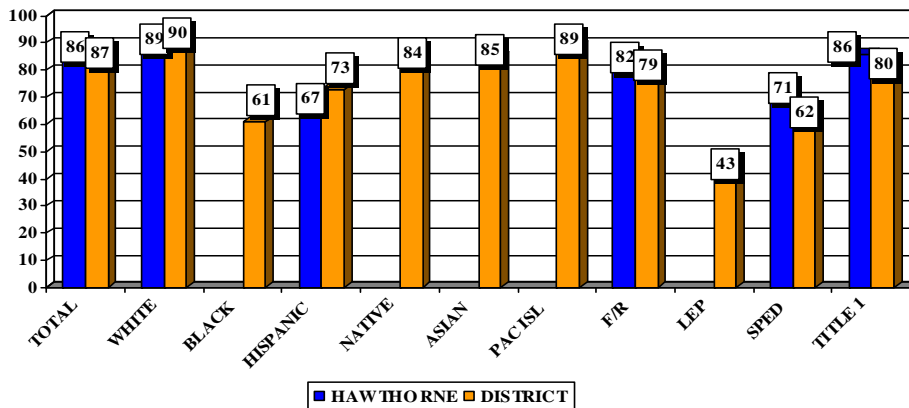
Idaho Standards Achievement Test
 3rd - 6th Grade Standards Test - Spring 2011
 2010-11 Disaggregated Groups
 %age of Proficient/Advanced Students - Math



NUMBER OF STUDENTS IN DISAGGREGATED GROUPS - THIRD THROUGH SIXTH GRADES

| | WHITE | BLACK | HISPANIC | NATIVE | ASIAN |
|-----------|---------|-------|----------|--------|---------|
| HAWTHORNE | 102 | 2.5 | 19.5 | 3.5 | 2 |
| DISTRICT | 5353.5 | 139.5 | 598 | 23.5 | 246.5 |
| | PAC ISL | LEP | SPED | F/R | TITLE 1 |
| HAWTHORNE | 3 | 5 | 19 | 84.5 | 134 |
| DISTRICT | 44 | 273 | 587.5 | 2785.5 | 2475 |

Idaho Standards Achievement Test
 3rd - 6th Grade Standards Test - Spring 2011
 2010-11 Disaggregated Groups
 %age of Proficient/Advanced Students -Language



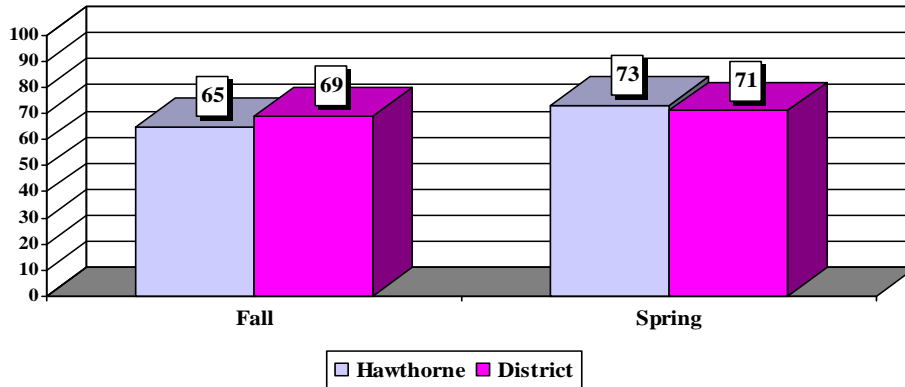
NUMBER OF STUDENTS IN DISAGGREGATED GROUPS - THIRD THROUGH SIXTH GRADES

| | WHITE | BLACK | HISPANIC | NATIVE | ASIAN |
|-----------|---------|-------|----------|--------|---------|
| HAWTHORNE | 98 | 3 | 16 | 4 | 2 |
| DISTRICT | 5194 | 121.5 | 541 | 23.5 | 232.5 |
| | PAC ISL | LEP | SPED | F/R | TITLE 1 |
| HAWTHORNE | 2.5 | 3 | 17 | 80 | 127.5 |
| DISTRICT | 42.5 | 186.5 | 516.5 | 2652.5 | 2316 |

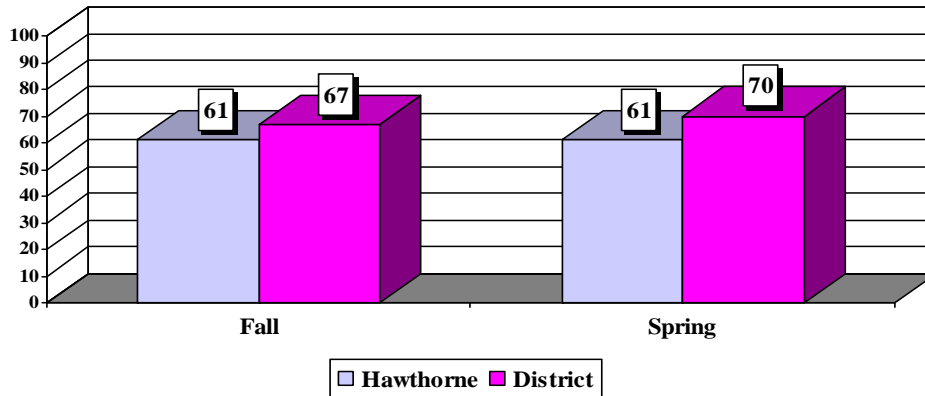
CURRICULUM-BASED MEASUREMENT

Curriculum-Based Measurement (CBM) is a Boise District measure of student reading fluency. Each District 4th, 5th, and 6th grader reads aloud for one minute from three different grade level reading passages. His/her fluency rate is determined by counting the number of accurately read words from the testing session. School and District averages are developed for fall and spring testing. The fall benchmark words per minute are: 4th grade, 101 words per minute; 5th grade, 114; and 6th grade, 133. The spring benchmark words per minute are: 4th grade, 129 words per minute; 5th grade, 145; and 6th grade, 157.

2010-11 CBM - 4th Grade
%age of Students Achieving District Goals



2010-11 CBM - 5th Grade
%age of Students Achieving District Goals



2010-11 CBM - 6th Grade
%age of Students Achieving District Goals

