

Principal: Debbie Donovan
 Enrollment: 358
 Address: 3500 Cabarton Ln.
 Boise, Idaho 83704
 Phone: 208-854-5700
 Fax: 208-854-5701
 Website: www.boiseschools.org/schools/mtnview.html

MOUNTAIN VIEW ELEMENTARY SCHOOL

School Performance Report 2009-10

OUR MISSION

"We educate students to be lifelong learners and contributing citizens"

KEEPING YOU INFORMED

This school performance report is a summary of how your child's school and its students are performing on tests required by the state. No single report, however, can tell the whole story of a school's educational program or the people who work and learn there. We encourage you to find out firsthand by visiting your child's school and taking an active role in your child's learning. Studies show that when parents are involved, students do better in school.



"Educating Today for a Better Tomorrow"

OUR SCHOOL COMMUNITY

Many factors, such as how often a child attends school, moving frequently, and English language experience, influence school achievement. Measuring these characteristics helps us understand our students' needs.

ABOUT OUR STUDENTS

<i>School (%)</i>		<i>District Avg.</i>
358	Total Enrollment	25,152
8.9%	Limited English Proficient	7.5%
62.4%	Free/Reduced Lunch (1-6)	45.7%
1.4%	Gifted & Talented Participants (2-6)	5.5%
13.7%	Special Ed Program Participants	12.3%
94.1%	Average Daily Attendance	94.5%

We are committed to ensuring that our students are taught by a highly trained and qualified staff of instructors.

ABOUT OUR STAFF

12.6	Average years of experience
50.0%	Percent who hold a master's degree
100%	Percent who are certified by the state

ABOUT AVERAGE CLASS SIZES

<u>Grade</u>	<u>Our school</u>	<u>District</u>
Kindergarten	23.0	21.4
First grade	21.5	20.0
Second grade	24.0	21.1
Third grade	26.0	22.5
Fourth grade	25.0	24.0
Fifth grade	28.5	26.0
Sixth grade	27.5	26.2
Elementary Average	25.1	22.8

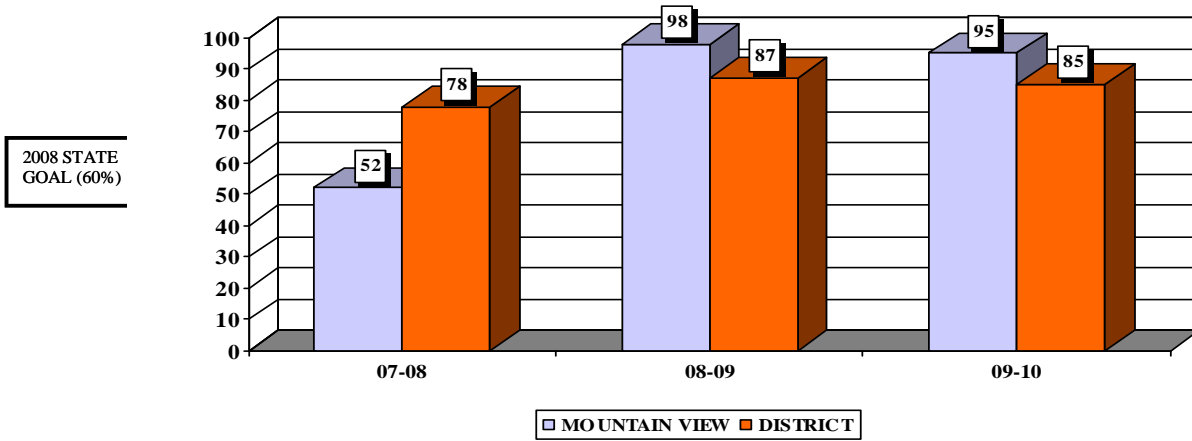
Is this school identified for school improvement? Yes

IDAHO READING INDICATOR

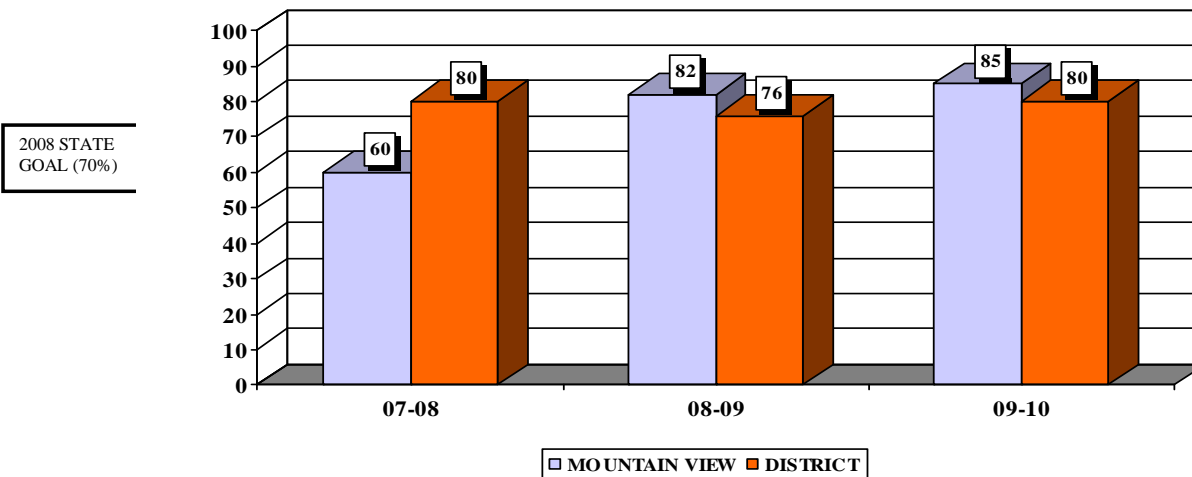
To ensure that all children master the skills they need to become successful readers, Idaho law requires that every student from kindergarten to third grade be tested twice each year. Students are tested using the Idaho Reading Indicator (IRI), a brief 10-20 minute test. Beginning with the Fall 2007 testing window, a new version of the IRI is in use with Idaho schoolchildren. Results cannot be compared with previous versions of the test.

Note: Data are not reported for subgroups of less than ten (10) students.

Idaho Reading Indicator – Kindergarten %age of Students at Grade Level

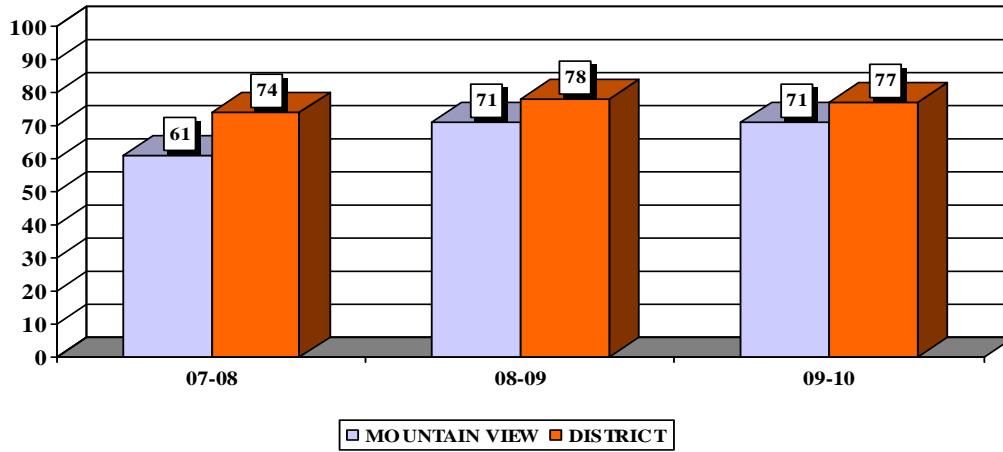


Idaho Reading Indicator – First Grade %age of Students at Grade Level



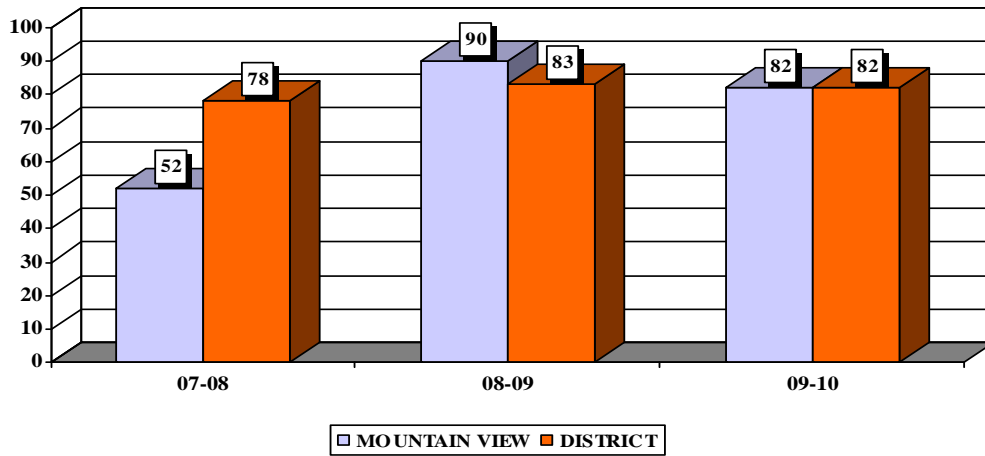
Idaho Reading Indicator – Second Grade %age of Students at Grade Level

2008 STATE
GOAL (80%)

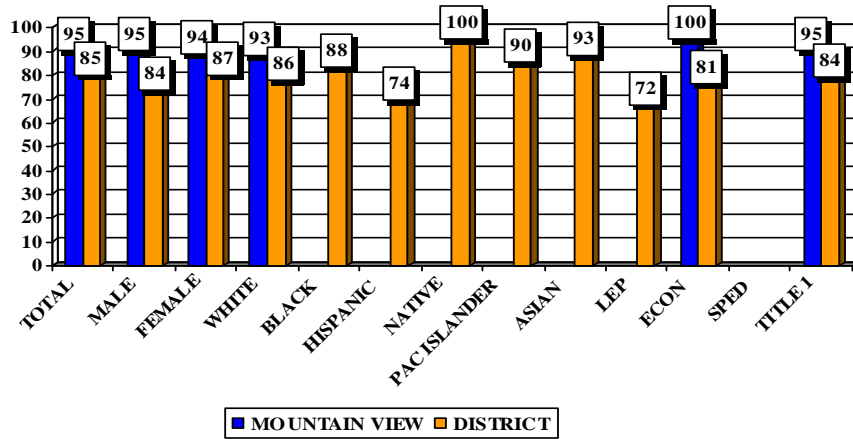


Idaho Reading Indicator – Third Grade %age of Students at Grade Level

2008 STATE
GOAL (85%)



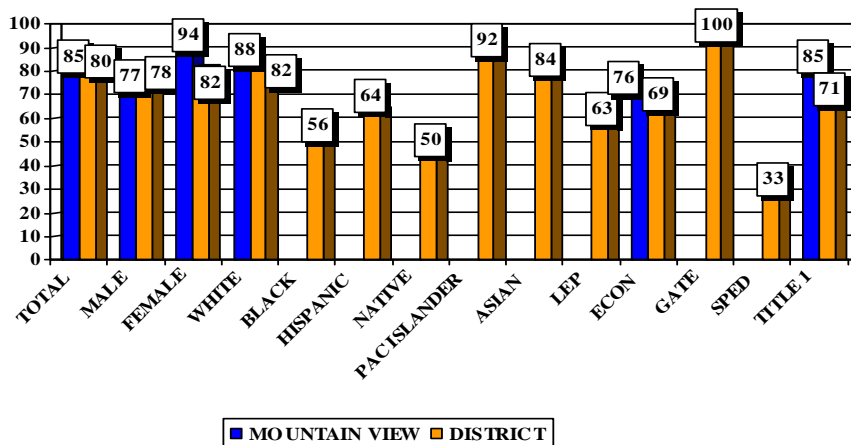
Idaho Reading Indicator – Kindergarten
 2009-10 Disaggregated Groups
 %age of Students at Grade Level



NUMBER OF STUDENTS IN DISAGGREGATED GROUPS - KINDERGARTEN

	MALE	FEMALE	WHITE	BLACK	HISPANIC	NATIVE
MOUNTAIN VIEW	20	17	28	2	3	2
DISTRICT	718	725	1163	37	120	19
	PAC ISLANDER	ASIAN	LEP	ECON	SPED	TITLE 1
MOUNTAIN VIEW	1	1	3	15	0	37
DISTRICT	9	52	68	380	0	551

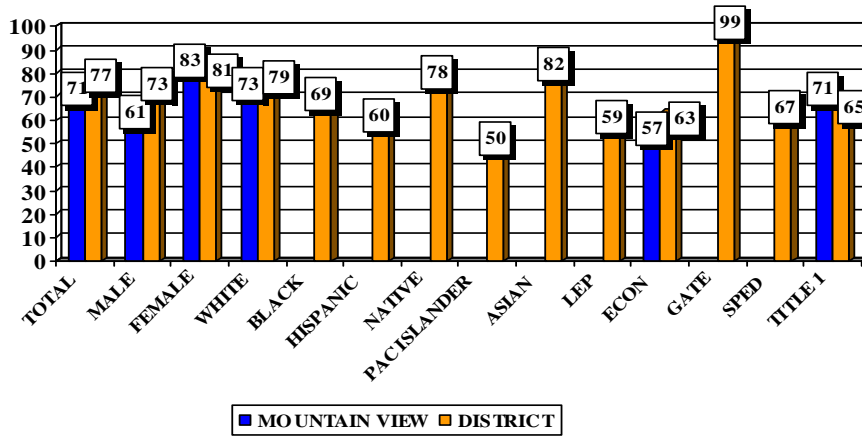
Idaho Reading Indicator – First Grade
 2009-10 Disaggregated Groups
 %age of Students at Grade Level



NUMBER OF STUDENTS IN DISAGGREGATED GROUPS - FIRST GRADE

	MALE	FEMALE	WHITE	BLACK	HISPANIC	NATIVE	
MOUNTAIN VIEW	17	17	29	0	4	0	
DISTRICT	726	722	1235	22	102	2	
	PAC ISLANDER	ASIAN	LEP	ECON	GATE	SPED	TITLE 1
MOUNTAIN VIEW	0	0	2	16	0	0	34
DISTRICT	12	62	92	486	29	1	510

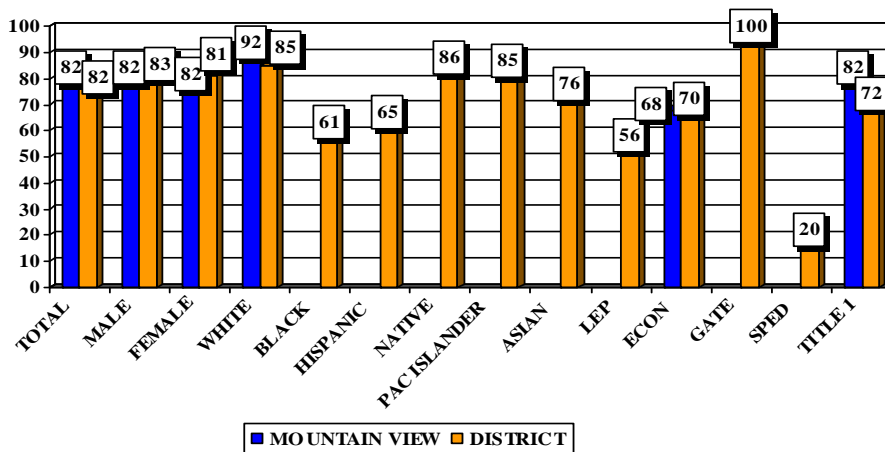
Idaho Reading Indicator – Second Grade
 2009-10 Disaggregated Groups
 %age of Students at Grade Level



NUMBER OF STUDENTS IN DISAGGREGATED GROUPS - SECOND GRADE

	MALE	FEMALE	WHITE	BLACK	HISPANIC	NATIVE	
MOUNTAIN VIEW	14	15	27	0	2	0	
DISTRICT	665	729	1166	49	103	7	
	PAC ISLANDER	ASIAN	LEP	ECON	GATE	SPED	TITLE 1
MOUNTAIN VIEW	0	0	2	12	0	0	29
DISTRICT	6	59	118	494	65	2	462

Idaho Reading Indicator – Third Grade
 2009-10 Disaggregated Groups
 %age of Students at Grade Level



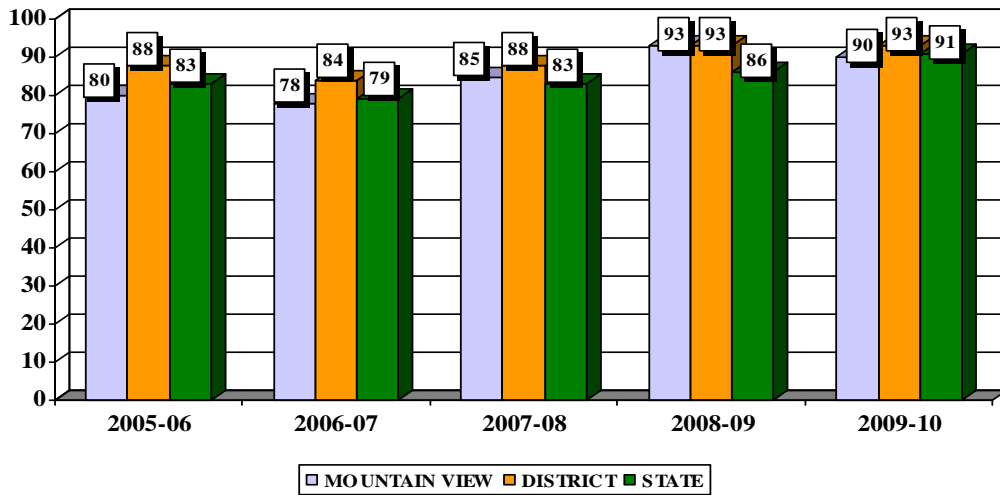
NUMBER OF STUDENTS IN DISAGGREGATED GROUPS - THIRD GRADE

	MALE	FEMALE	WHITE	BLACK	HISPANIC	NATIVE	
MOUNTAIN VIEW	18	23	35	2	4	0	
DISTRICT	756	728	1262	40	106	6	
	PAC ISLANDER	ASIAN	LEP	ECON	GATE	SPED	TITLE 1
MOUNTAIN VIEW	0	0	2	19	0	0	41
DISTRICT	11	54	101	533	100	1	481

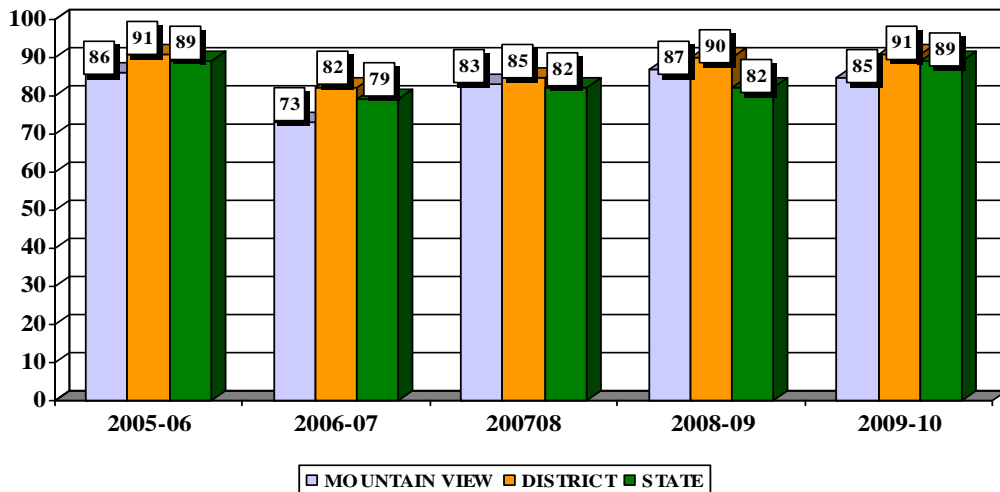
IDAHO STANDARDS ACHIEVEMENT TEST

The Idaho Standards Achievement Test is an assessment of student knowledge in three areas; reading, math, and language usage. Each of the three subtests consists of 42 standards-based items, administered via the computer. Aggregate student performance is displayed in terms of percentages of students meeting standards for the grade level at the school, district, and state level. Performance improvement goals are set by the state of Idaho in accordance with the federal law known as No Child Left Behind.

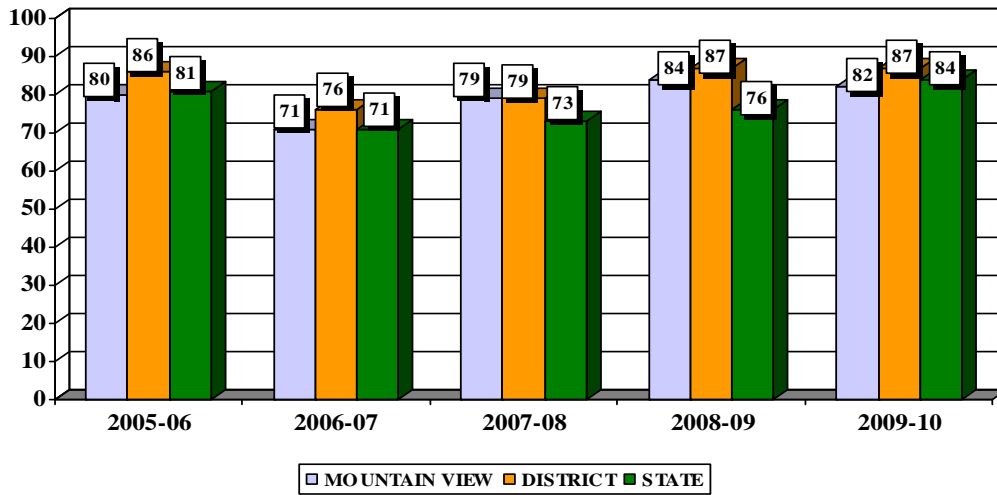
Idaho Standards Achievement Test - Reading 3rd - 6th Grade Longitudinal Data - 2006 - 2010 %age of Proficient/Advanced Students



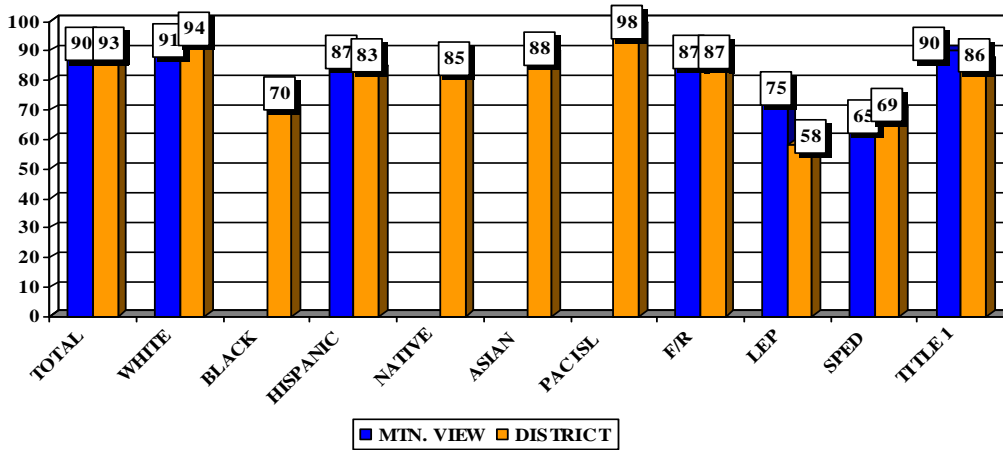
Idaho Standards Achievement Test - Math 3rd - 6th Grade Longitudinal Data - 2006 - 2010 %age of Proficient/Advanced Students



Idaho Standards Achievement Test - Language
 3rd - 6th Grade Longitudinal Data - 2006 - 2010
 %age of Proficient/Advanced Students



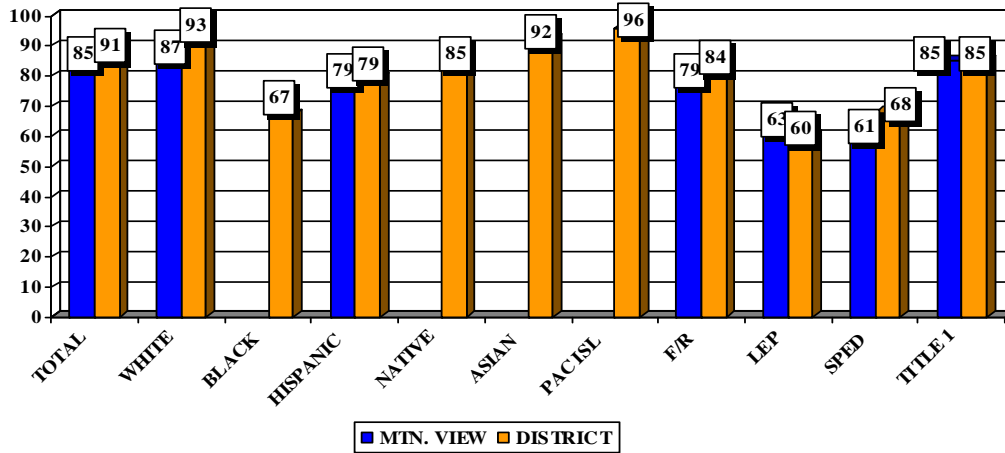
Idaho Standards Achievement Test
 3rd - 6th Grade Standards Test - Spring 2010
 2009-10 Disaggregated Groups
 %age of Proficient/Advanced Students - Reading



NUMBER OF STUDENTS IN DISAGGREGATED GROUPS - THIRD THROUGH SIXTH GRADES

	WHITE	BLACK	HISPANIC	NATIVE	ASIAN
MTN. VIEW	142.5	7.5	29.5	2.5	3
DISTRICT	5452.5	161	554.5	30.5	249
	PAC ISL	LEP	SPED	F/R	TITLE 1
MTN. VIEW	0	15	21.5	113	185
DISTRICT	45	251	563.5	2598.5	2352

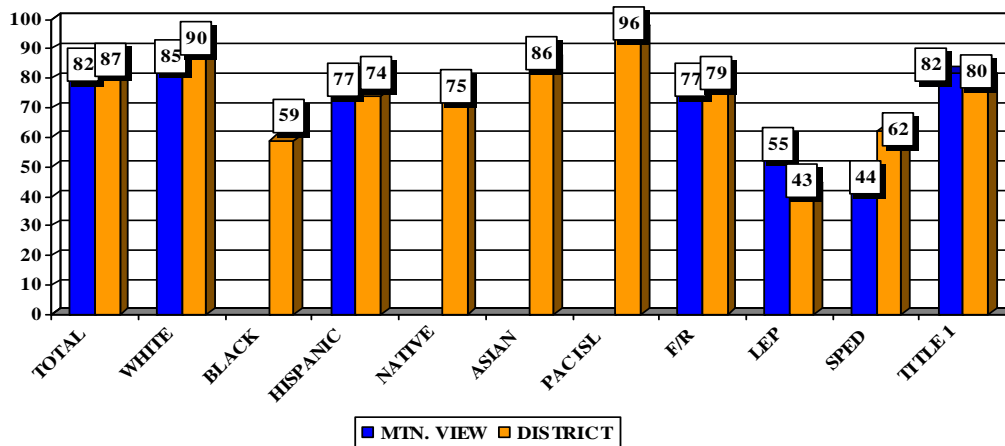
Idaho Standards Achievement Test
 3rd - 6th Grade Standards Test - Spring 2010
 2009-10 Disaggregated Groups
 %age of Proficient/Advanced Students - Math



NUMBER OF STUDENTS IN DISAGGREGATED GROUPS - THIRD THROUGH SIXTH GRADES

	WHITE	BLACK	HISPANIC	NATIVE	ASIAN
MTN. VIEW	136	5.5	27	2.5	3
DISTRICT	5372.5	154	526.5	30.5	256.5
	PAC ISL	LEP	SPED	F/R	TITLE 1
MTN. VIEW	0	12.5	20	102.5	174
DISTRICT	44	259	523.5	2519.5	2282

Idaho Standards Achievement Test
 3rd - 6th Grade Standards Test - Spring 2010
 2009-10 Disaggregated Groups
 %age of Proficient/Advanced Students -Language



NUMBER OF STUDENTS IN DISAGGREGATED GROUPS - THIRD THROUGH SIXTH GRADES

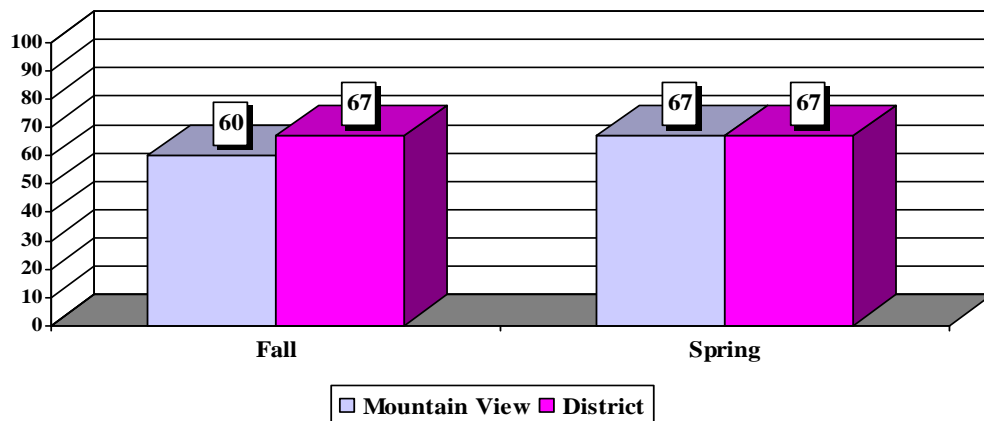
	WHITE	BLACK	HISPANIC	NATIVE	ASIAN
MTN. VIEW	132	6	26	2	2.5
DISTRICT	5203	137	492	27	241
	PAC ISL	LEP	SPED	F/R	TITLE 1
MTN. VIEW	0	11	14.5	100.5	168.5
DISTRICT	44	186.5	464.5	2358	2152

CURRICULUM-BASED MEASUREMENT

Curriculum-Based Measurement (CBM) is a Boise District measure of student reading fluency. Each District 4th, 5th, and 6th grader reads aloud for one minute from three different grade level reading passages. His/her fluency rate is determined by counting the number of accurately read words from the testing session. School and District averages are developed for fall and spring testing. The fall benchmark words per minute are: 4th grade, 101 words per minute; 5th grade, 114; and 6th grade, 133. The spring benchmark words per minute are: 4th grade, 129 words per minute; 5th grade, 145; and 6th grade, 157.

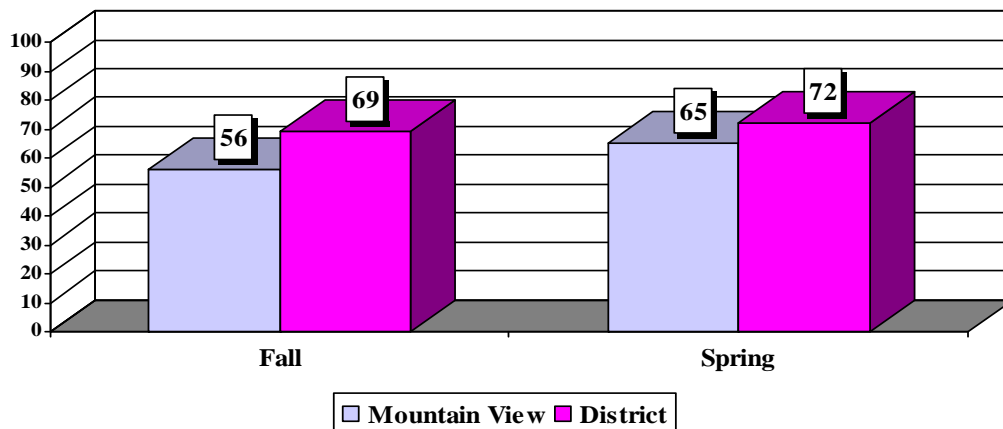
2009-10 CBM - 4th Grade

%age of Students Achieving District Goals



2009-10 CBM - 5th Grade

%age of Students Achieving District Goals



2009-10 CBM - 6th Grade

%age of Students Achieving District Goals

