

Principal: Leslie Bigham  
 Enrollment: 645  
 Address: 8301 W. Sloan St.  
 Boise, Idaho 83714

Phone: 208-854-6060  
 Fax: 208-854-6061

Website: [www.boiseschools.org/schools/shadowhills/](http://www.boiseschools.org/schools/shadowhills/)

# SHADOW HILLS ELEMENTARY SCHOOL

## School Performance Report 2010-11

### OUR MISSION

"We educate students to be lifelong learners and contributing citizens"

### KEEPING YOU INFORMED

This school performance report is a summary of how your child's school and its students are performing on tests required by the state. No single report, however, can tell the whole story of a school's educational program or the people who work and learn there. We encourage you to find out firsthand by visiting your child's school and taking an active role in your child's learning. Studies show that when parents are involved, students do better in school.



**"Educating Today for a Better Tomorrow"**

### OUR SCHOOL COMMUNITY

Many factors, such as how often a child attends school, moving frequently, and English language experience, influence school achievement. Measuring these characteristics helps us understand our students' needs.

#### ABOUT OUR STUDENTS

<i>School (%)</i>		<i>District Avg.</i>
645	Total Enrollment	25,228
0.5%	Limited English Proficient	7.4%
35.9%	Free/Reduced Lunch (1-6)	47.2%
2.8%	Gifted & Talented Participants (2-6)	5.4%
10.2%	Special Ed Program Participants	12.1%
96.7%	Average Daily Attendance	96.0%

We are committed to ensuring that our students are taught by a highly trained and qualified staff of instructors.

#### ABOUT OUR STAFF

18.1	Average years of experience
73.3%	Percent who hold a master's degree
100%	Percent who are certified by the state

#### ABOUT AVERAGE CLASS SIZES

<u>Grade</u>	<u>Our school</u>	<u>District</u>
Kindergarten	22.3	21.2
First grade	21.8	21.5
Second grade	22.3	22.1
Third grade	24.0	22.5
Fourth grade	32.0	26.1
Fifth grade	31.0	26.7
Sixth grade	31.7	27.4
<b>Elementary Average</b>	26.0	23.7

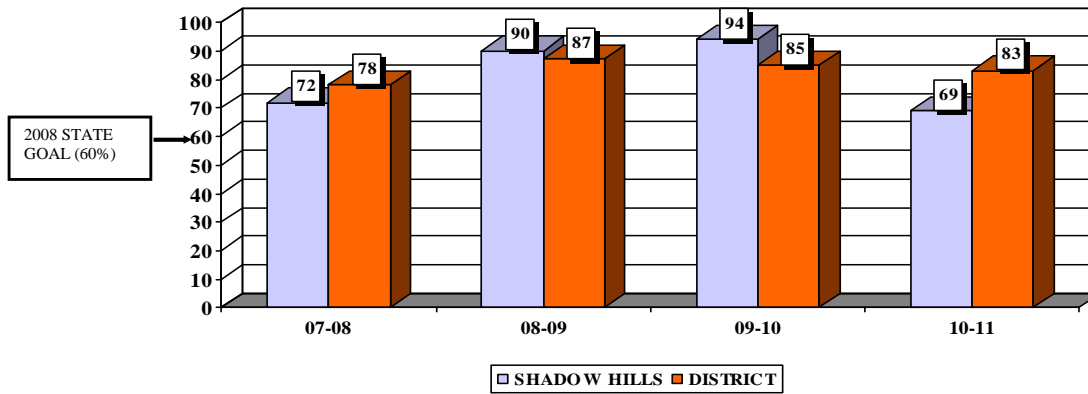
Is this school identified for school improvement? Yes

## IDAHO READING INDICATOR

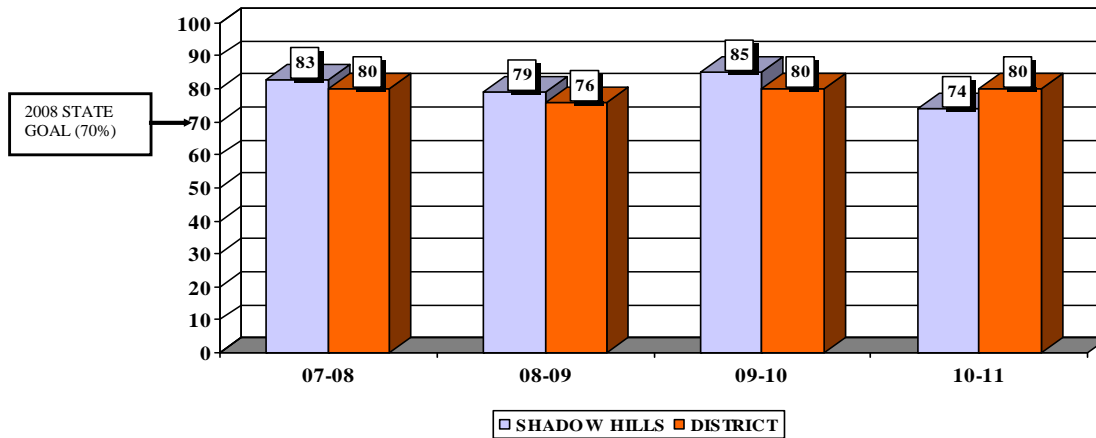
To ensure that all children master the skills they need to become successful readers, Idaho law requires that every student from kindergarten to third grade be tested twice each year. Students are tested using the Idaho Reading Indicator (IRI), a brief 10-20 minute test. Beginning with the Fall 2007 testing window, a new version of the IRI is in use with Idaho schoolchildren. Results cannot be compared with previous versions of the test.

*Note:* Data are not reported for subgroups of less than ten (10) students.

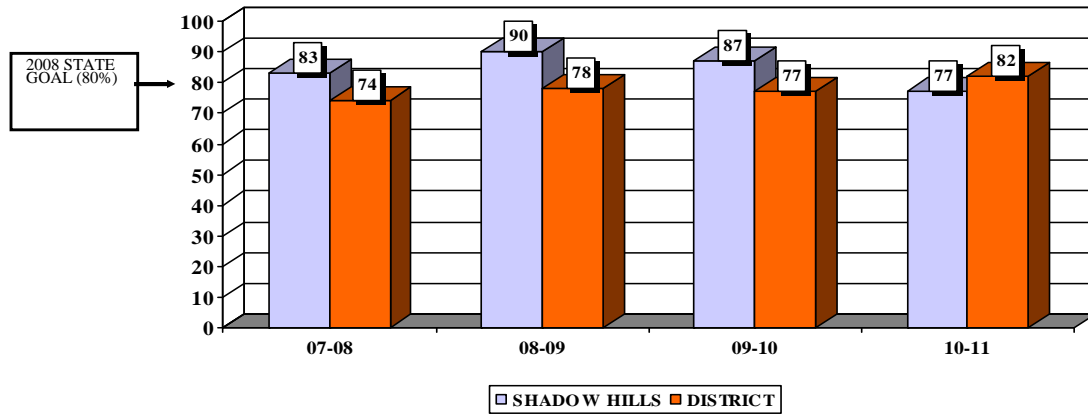
### Idaho Reading Indicator – Kindergarten %age of Students at Grade Level



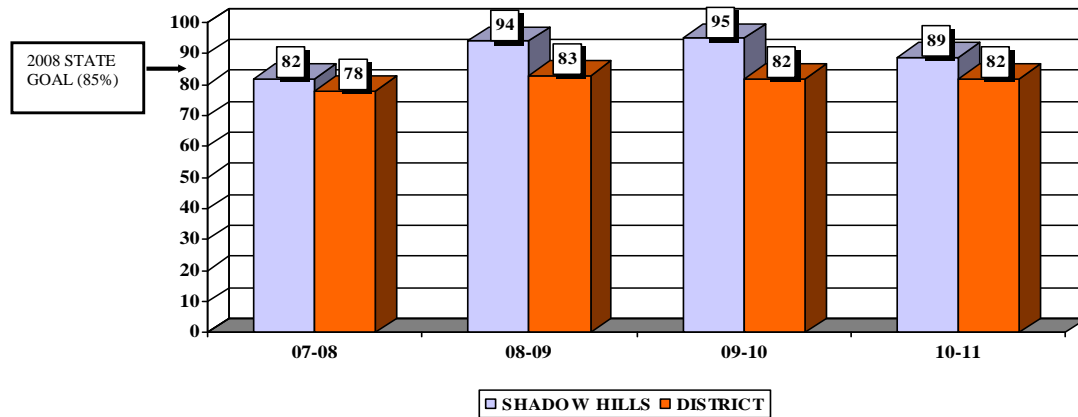
### Idaho Reading Indicator – First Grade %age of Students at Grade Level



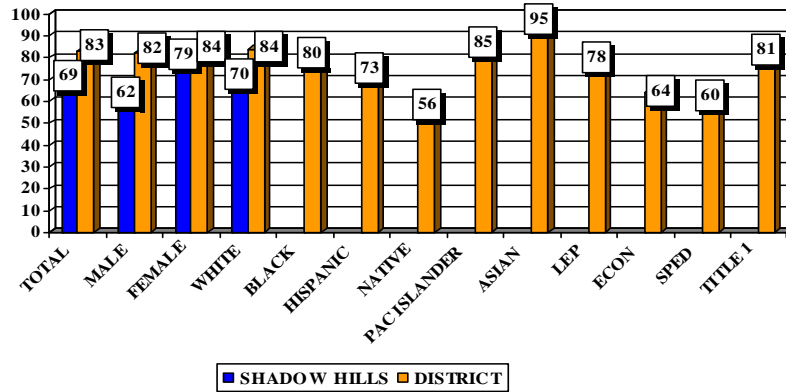
Idaho Reading Indicator – Second Grade  
%age of Students at Grade Level



Idaho Reading Indicator – Third Grade  
%age of Students at Grade Level



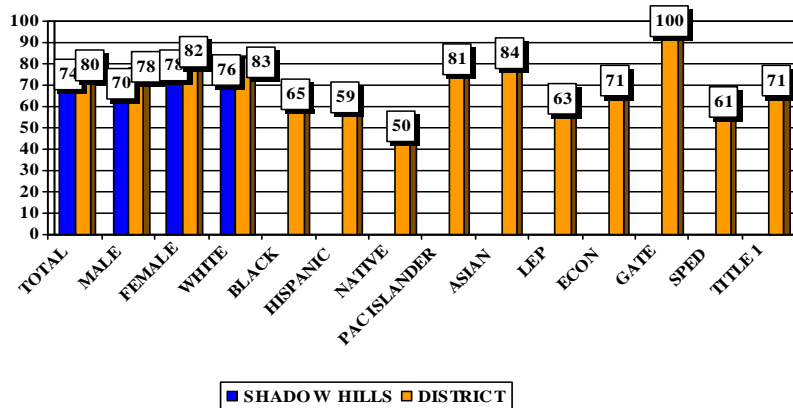
Idaho Reading Indicator – Kindergarten  
 2010-11 Disaggregated Groups  
 %age of Students at Grade Level



NUMBER OF STUDENTS IN DISAGGREGATED GROUPS - KINDERGARTEN

	MALE	FEMALE	WHITE	BLACK	HISPANIC	NATIVE
SHADOW HILLS	21	22	36	0	7	0
DISTRICT	687	671	1088	43	148	5
	PAC ISL	ASIAN	LEP	ECON	SPED	TITLE 1
SHADOW HILLS	0	0	0	0	1	NA
DISTRICT	17	56	169	9	56	601

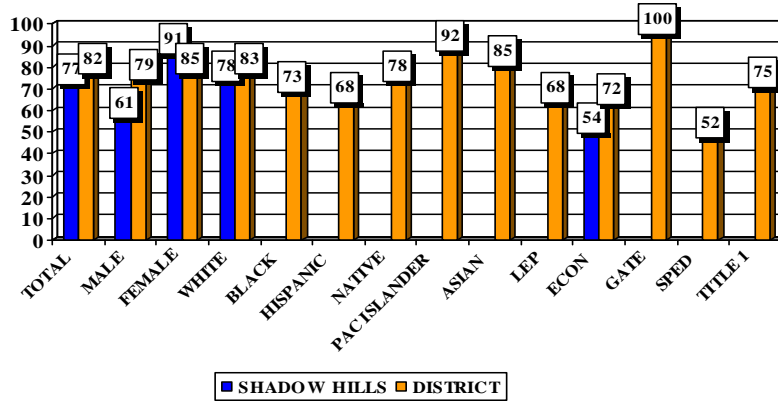
Idaho Reading Indicator – First Grade  
 2010-11 Disaggregated Groups  
 %age of Students at Grade Level



NUMBER OF STUDENTS IN DISAGGREGATED GROUPS - FIRST GRADE

	MALE	FEMALE	WHITE	BLACK	HISPANIC	NATIVE	
SHADOW HILLS	28	32	55	0	3	0	
DISTRICT	722	735	1205	37	103	9	
	PAC ISL	ASIAN	LEP	ECON	GATE	SPED	TITLE 1
SHADOW HILLS	0	2	0	8	0	8	NA
DISTRICT	13	64	131	201	19	80	574

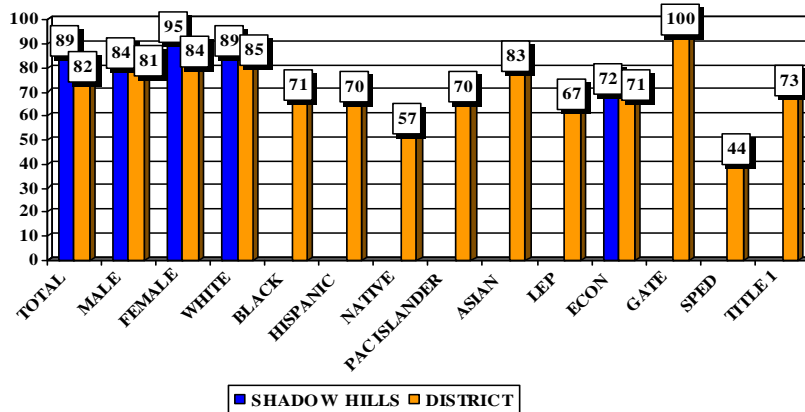
Idaho Reading Indicator – Second Grade  
 2010-11 Disaggregated Groups  
 %age of Students at Grade Level



NUMBER OF STUDENTS IN DISAGGREGATED GROUPS - SECOND GRADE

	MALE	FEMALE	WHITE	BLACK	HISPANIC	NATIVE		
SHADOW HILLS	25	42	65	0	1	0		
DISTRICT	717	733	1223	24	113	7		
	PAC ISL	ASIAN	LEP	ECON	GATE	SPED	TITLE 1	
SHADOW HILLS	0	1	2	14	0	0	NA	
DISTRICT	12	69	134	301	64	78	553	

Idaho Reading Indicator – Third Grade  
 2010-11 Disaggregated Groups  
 %age of Students at Grade Level



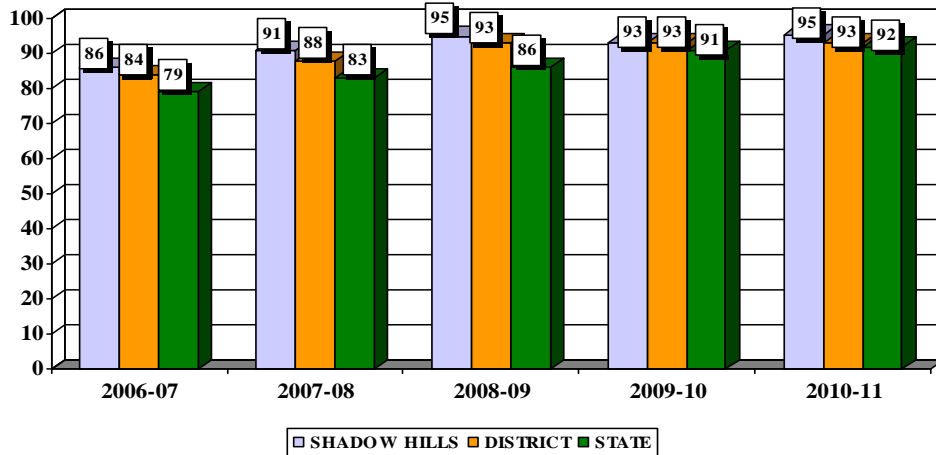
NUMBER OF STUDENTS IN DISAGGREGATED GROUPS - THIRD GRADE

	MALE	FEMALE	WHITE	BLACK	HISPANIC	NATIVE		
SHADOW HILLS	42	37	76	0	2	0		
DISTRICT	703	745	1220	41	112	4		
	PAC ISL	ASIAN	LEP	ECON	GATE	SPED	TITLE 1	
SHADOW HILLS	0	1	4	13	0	0	NA	
DISTRICT	7	65	157	309	104	4	529	

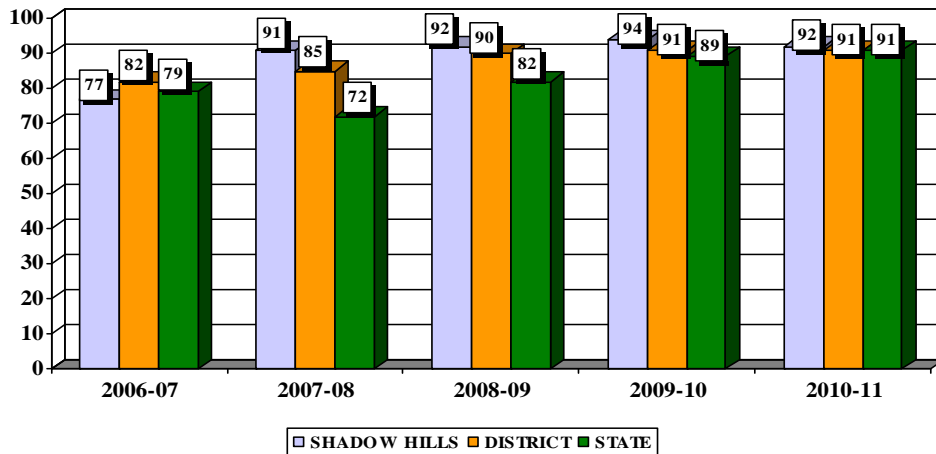
## IDAHO STANDARDS ACHIEVEMENT TEST

The Idaho Standards Achievement Test is an assessment of student knowledge in three areas; reading, math, and language usage. Each of the three subtests consists of 42 standards-based items, administered via the computer. Aggregate student performance is displayed in terms of percentages of students meeting standards for the grade level at the school, district, and state level. Performance improvement goals are set by the state of Idaho in accordance with the federal law known as No Child Left Behind.

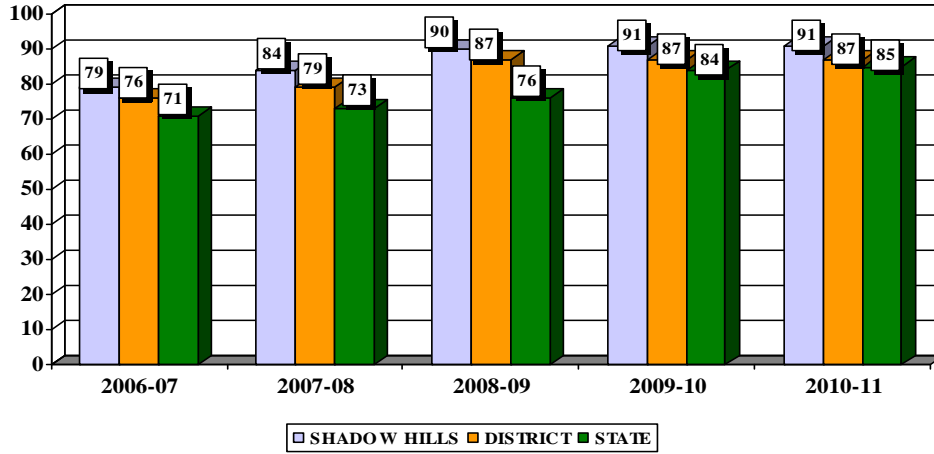
### Idaho Standards Achievement Test - Reading 3rd - 6th Grade Longitudinal Data - 2007 - 2011 %age of Proficient/Advanced Students



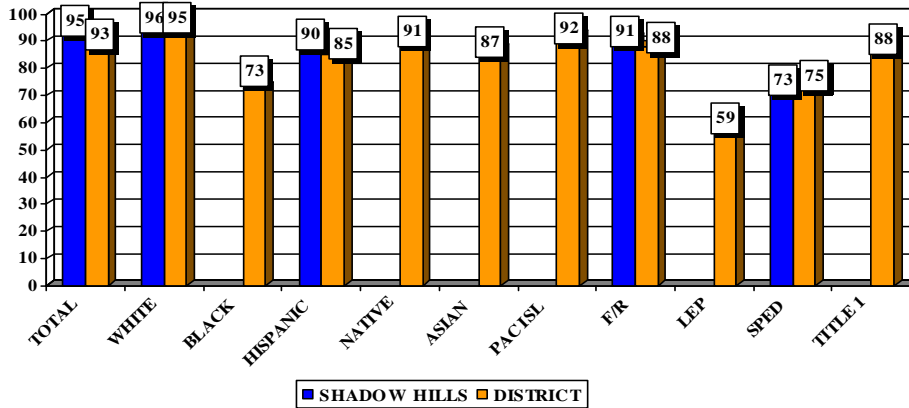
### Idaho Standards Achievement Test - Math 3rd - 6th Grade Longitudinal Data - 2007 - 2011 %age of Proficient/Advanced Students



Idaho Standards Achievement Test - Language  
3rd - 6th Grade Longitudinal Data - 2007 - 2011  
%age of Proficient/Advanced Students



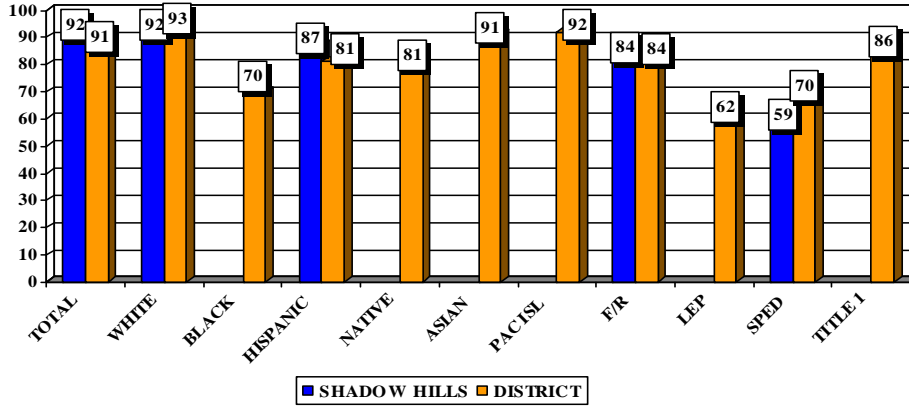
Idaho Standards Achievement Test  
3rd - 6th Grade Standards Test - Spring 2011  
2010-11 Disaggregated Groups  
%age of Proficient/Advanced Students - Reading



NUMBER OF STUDENTS IN DISAGGREGATED GROUPS - THIRD THROUGH SIXTH GRADES

	<i>WHITE</i>	<i>BLACK</i>	<i>HISPANIC</i>	<i>NATIVE</i>	<i>ASIAN</i>
SHADOW HILLS	318.5	2	13.5	1.5	5
DISTRICT	5482.5	146	625.5	24.5	239.5
	<i>PAC ISL</i>	<i>LEP</i>	<i>SPED</i>	<i>F/R</i>	<i>TITLE 1</i>
SHADOW HILLS	2	0.5	31.5	109	NA
DISTRICT	44	259	627	2915	2543.5

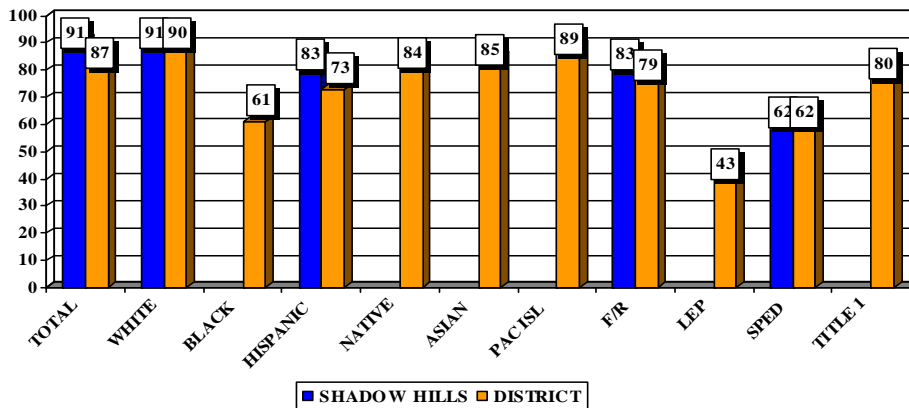
Idaho Standards Achievement Test  
 3rd - 6th Grade Standards Test - Spring 2011  
 2010-11 Disaggregated Groups  
 %age of Proficient/Advanced Students - Math



NUMBER OF STUDENTS IN DISAGGREGATED GROUPS - THIRD THROUGH SIXTH GRADES

	WHITE	BLACK	HISPANIC	NATIVE	ASIAN
SHADOW HILLS	307	2	13	1.5	4.5
DISTRICT	5353.5	139.5	598	23.5	246.5
	PAC ISL	LEP	SPED	F/R	TITLE 1
SHADOW HILLS	2	0.5	25.5	100.5	NA
DISTRICT	44	273	587.5	2785.5	2475

Idaho Standards Achievement Test  
 3rd - 6th Grade Standards Test - Spring 2011  
 2010-11 Disaggregated Groups  
 %age of Proficient/Advanced Students -Language



NUMBER OF STUDENTS IN DISAGGREGATED GROUPS - THIRD THROUGH SIXTH GRADES

	WHITE	BLACK	HISPANIC	NATIVE	ASIAN
SHADOW HILLS	302.5	0.5	12.5	1.5	5.5
DISTRICT	5194	121.5	541	23.5	232.5
	PAC ISL	LEP	SPED	F/R	TITLE 1
SHADOW HILLS	2	0	26.5	99	NA
DISTRICT	42.5	186.5	516.5	2652.5	2316

## CURRICULUM-BASED MEASUREMENT

Curriculum-Based Measurement (CBM) is a Boise District measure of student reading fluency. Each District 4th, 5th, and 6th grader reads aloud for one minute from three different grade level reading passages. His/her fluency rate is determined by counting the number of accurately read words from the testing session. School and District averages are developed for fall and spring testing. The fall benchmark words per minute are: 4th grade, 101 words per minute; 5th grade, 114; and 6th grade, 133. The spring benchmark words per minute are: 4th grade, 129 words per minute; 5th grade, 145; and 6th grade, 157.

