

Principal: Sandy Winters  
 Enrollment: 498  
 Address: 401 E. Linden  
 Boise, Idaho 83706  
 Phone: 208-854-5430  
 Fax: 208-854-6531  
 Website: [www.boiseschools.org/schools/whitepine/](http://www.boiseschools.org/schools/whitepine/)

# WHITE PINE ELEMENTARY SCHOOL

## School Performance Report 2010-11

### OUR MISSION

"We educate students to be lifelong learners and contributing citizens"

### KEEPING YOU INFORMED

This school performance report is a summary of how your child's school and its students are performing on tests required by the state. No single report, however, can tell the whole story of a school's educational program or the people who work and learn there. We encourage you to find out firsthand by visiting your child's school and taking an active role in your child's learning. Studies show that when parents are involved, students do better in school.



"Educating Today for a Better Tomorrow"

### OUR SCHOOL COMMUNITY

Many factors, such as how often a child attends school, moving frequently, and English language experience, influence school achievement. Measuring these characteristics helps us understand our students' needs.

#### ABOUT OUR STUDENTS

<i>School (%)</i>		<i>District Avg.</i>
498	Total Enrollment	25,228
15.3%	Limited English Proficient	7.4%
39.3%	Free/Reduced Lunch (1-6)	47.2%
11.4%	Gifted & Talented Participants (2-6)	5.4%
13.1%	Special Ed Program Participants	12.1%
95.2%	Average Daily Attendance	96.0%

We are committed to ensuring that our students are taught by a highly trained and qualified staff of instructors.

#### ABOUT OUR STAFF

16.4	Average years of experience
60.7%	Percent who hold a master's degree
100%	Percent who are certified by the state

#### ABOUT AVERAGE CLASS SIZES

<i>Grade</i>	<i>Our school</i>	<i>District</i>
Kindergarten	20.0	21.2
First grade	21.4	21.5
Second grade	22.3	22.1
Third grade	23.6	22.5
Fourth grade	27.6	26.1
Fifth grade	26.4	26.7
Sixth grade	25.2	27.4
<b>Elementary Average</b>	<b>23.5</b>	<b>23.7</b>

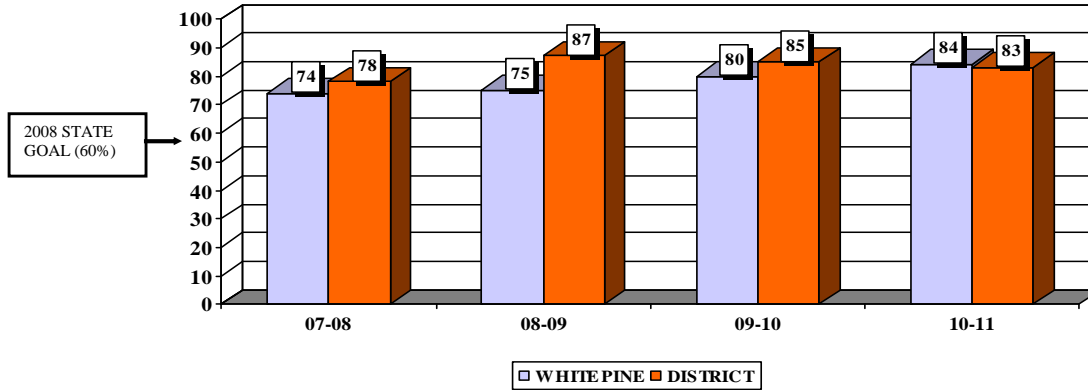
Is this school identified for school improvement? No

## IDAHO READING INDICATOR

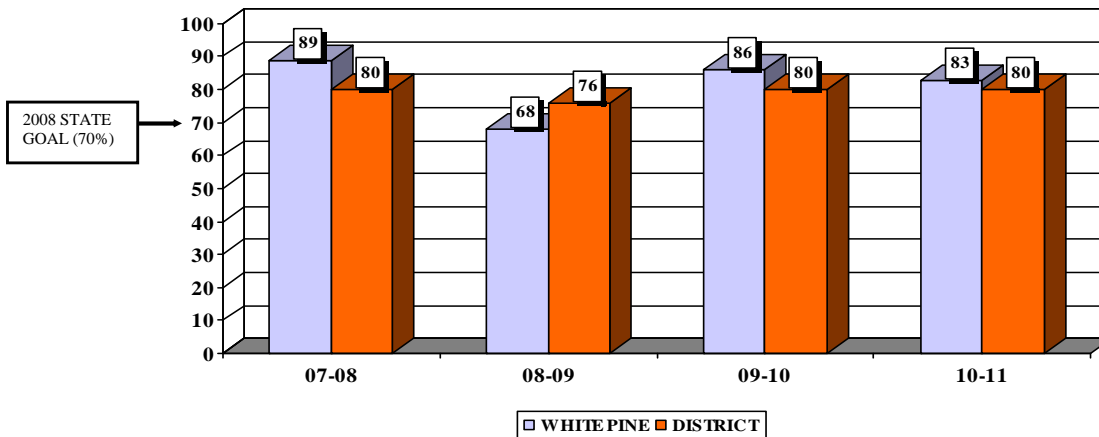
To ensure that all children master the skills they need to become successful readers, Idaho law requires that every student from kindergarten to third grade be tested twice each year. Students are tested using the Idaho Reading Indicator (IRI), a brief 10-20 minute test. Beginning with the Fall 2007 testing window, a new version of the IRI is in use with Idaho schoolchildren. Results cannot be compared with previous versions of the test.

*Note:* Data are not reported for subgroups of less than ten (10) students.

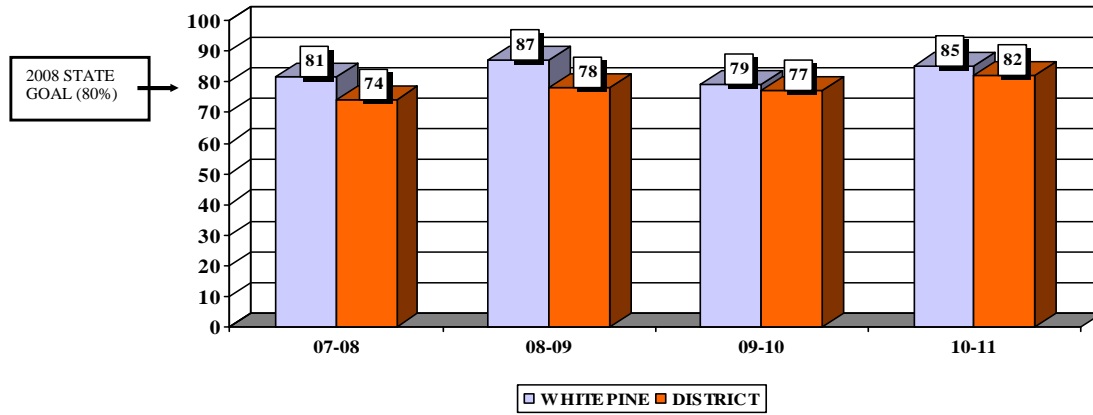
### Idaho Reading Indicator – Kindergarten %age of Students at Grade Level



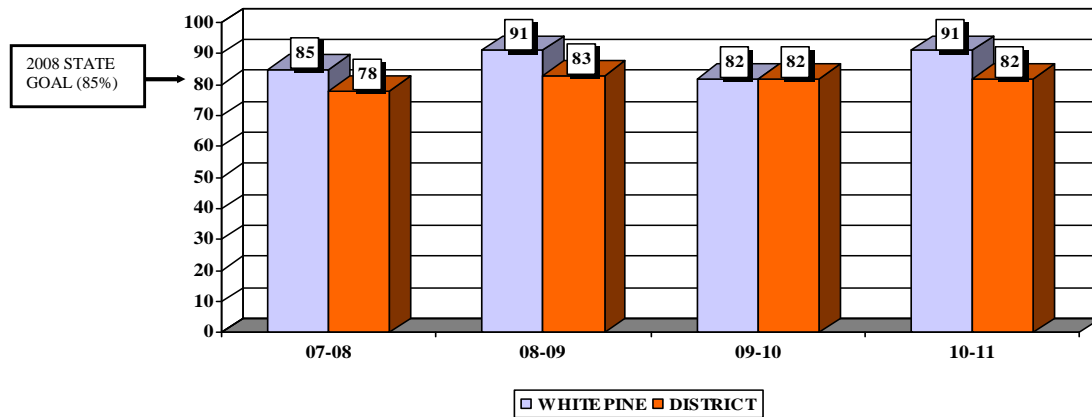
### Idaho Reading Indicator – First Grade %age of Students at Grade Level



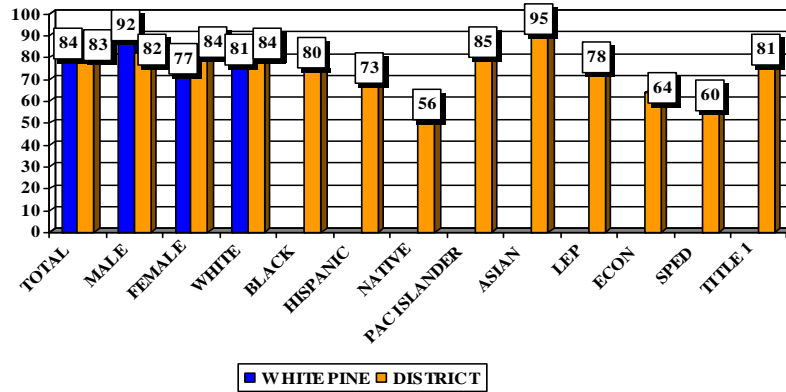
Idaho Reading Indicator – Second Grade  
%age of Students at Grade Level



Idaho Reading Indicator – Third Grade  
%age of Students at Grade Level



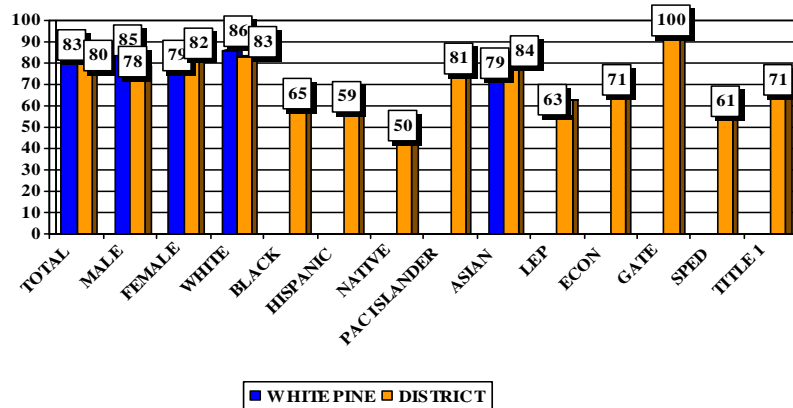
Idaho Reading Indicator – Kindergarten  
 2010-11 Disaggregated Groups  
 %age of Students at Grade Level



NUMBER OF STUDENTS IN DISAGGREGATED GROUPS - KINDERGARTEN

	MALE	FEMALE	WHITE	BLACK	HISPANIC	NATIVE
WHITE PINE	22	24	30	1	7	1
DISTRICT	687	671	1088	43	148	261
	PAC ISL	ASIAN	LEP	ECON	SPED	TITLE 1
WHITE PINE	1	6	9	1	2	NA
DISTRICT	17	56	169	9	56	601

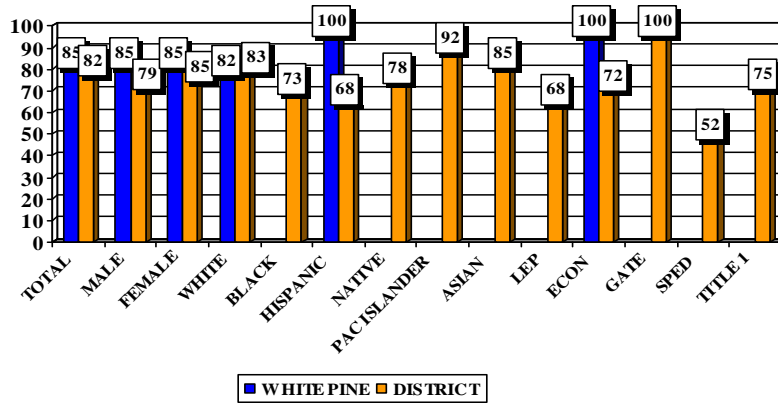
Idaho Reading Indicator – First Grade  
 2010-11 Disaggregated Groups  
 %age of Students at Grade Level



NUMBER OF STUDENTS IN DISAGGREGATED GROUPS - FIRST GRADE

	MALE	FEMALE	WHITE	BLACK	HISPANIC	NATIVE	
WHITE PINE	35	22	44	0	2	0	
DISTRICT	722	735	1205	37	103	9	
	PAC ISL	ASIAN	LEP	ECON	GATE	SPED	TITLE 1
WHITE PINE	0	11	8	6	1	3	NA
DISTRICT	13	64	131	201	19	80	574

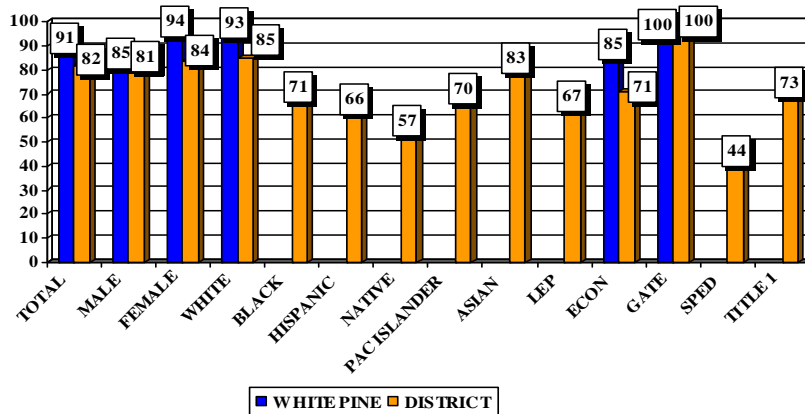
Idaho Reading Indicator – Second Grade  
 2010-11 Disaggregated Groups  
 %age of Students at Grade Level



NUMBER OF STUDENTS IN DISAGGREGATED GROUPS - SECOND GRADE

	MALE	FEMALE	WHITE	BLACK	HISPANIC	NATIVE	
WHITE PINE	33	28	45	0	10	0	
DISTRICT	717	733	1223	24	113	7	
	PAC ISL	ASIAN	LEP	ECON	GATE	SPED	TITLE 1
WHITE PINE	0	5	8	11	5	2	NA
DISTRICT	12	69	134	301	64	78	553

Idaho Reading Indicator – Third Grade  
 2010-11 Disaggregated Groups  
 %age of Students at Grade Level



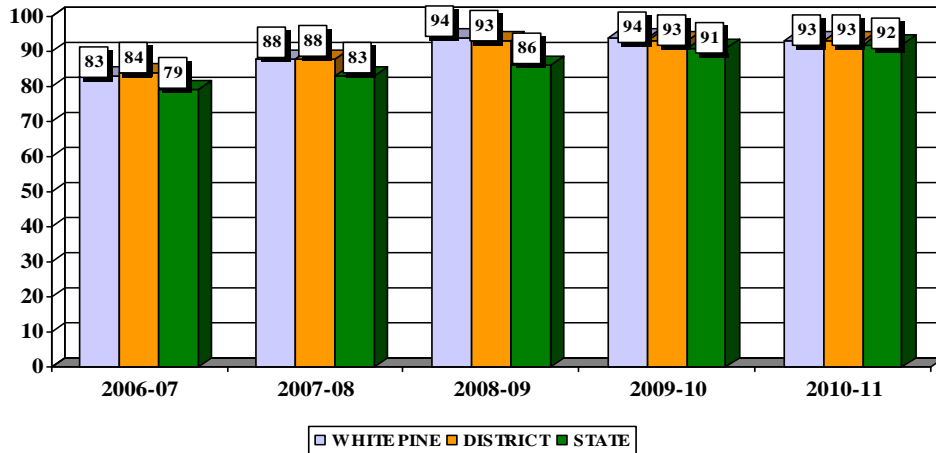
NUMBER OF STUDENTS IN DISAGGREGATED GROUPS - THIRD GRADE

	MALE	FEMALE	WHITE	BLACK	HISPANIC	NATIVE	
WHITE PINE	17	33	39	2	3	0	
DISTRICT	703	745	1220	41	112	4	
	PAC ISL	ASIAN	LEP	ECON	GATE	SPED	TITLE 1
WHITE PINE	0	6	7	11	12	0	NA
DISTRICT	7	65	157	309	104	4	529

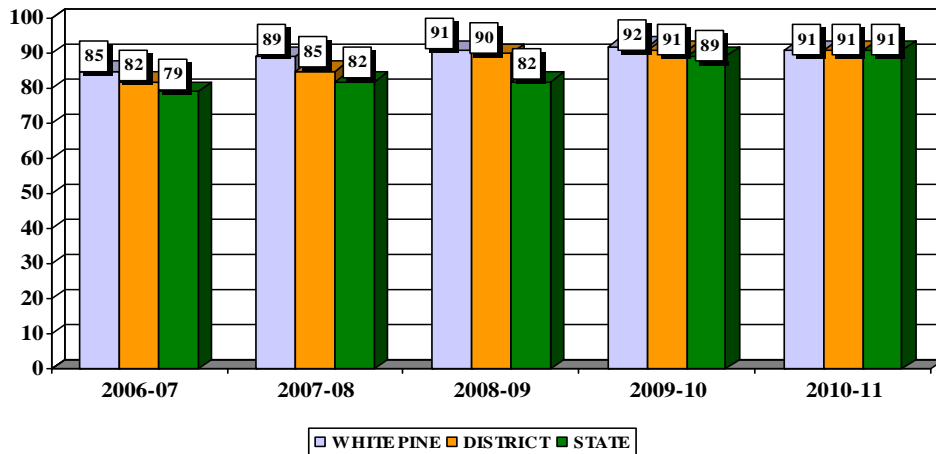
## IDAHO STANDARDS ACHIEVEMENT TEST

The Idaho Standards Achievement Test is an assessment of student knowledge in three areas; reading, math, and language usage. Each of the three subtests consists of 42 standards-based items, administered via the computer. Aggregate student performance is displayed in terms of percentages of students meeting standards for the grade level at the school, district, and state level. Performance improvement goals are set by the state of Idaho in accordance with the federal law known as No Child Left Behind.

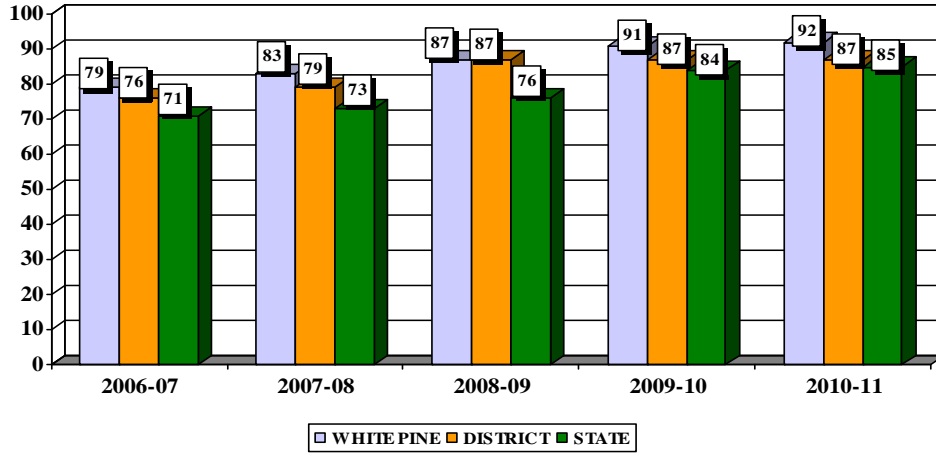
### Idaho Standards Achievement Test - Reading 3rd - 6th Grade Longitudinal Data - 2007 - 2011 %age of Proficient/Advanced Students



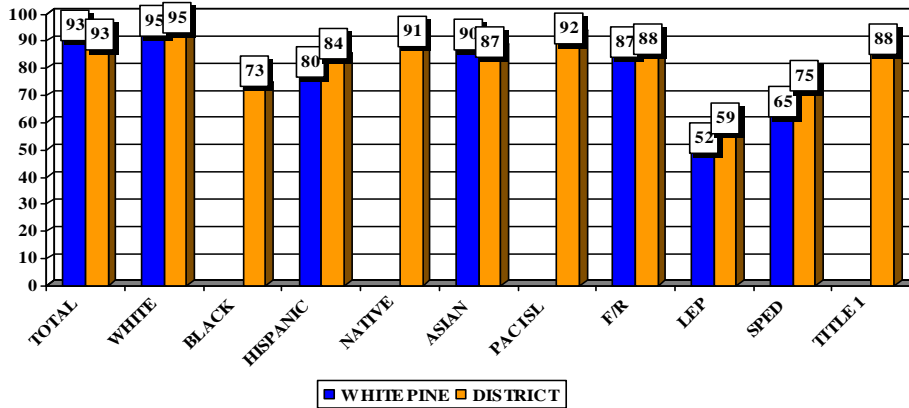
### Idaho Standards Achievement Test - Math 3rd - 6th Grade Longitudinal Data - 2007 - 2011 %age of Proficient/Advanced Students



Idaho Standards Achievement Test - Language  
 3rd - 6th Grade Longitudinal Data - 2007 - 2011  
 %age of Proficient/Advanced Students



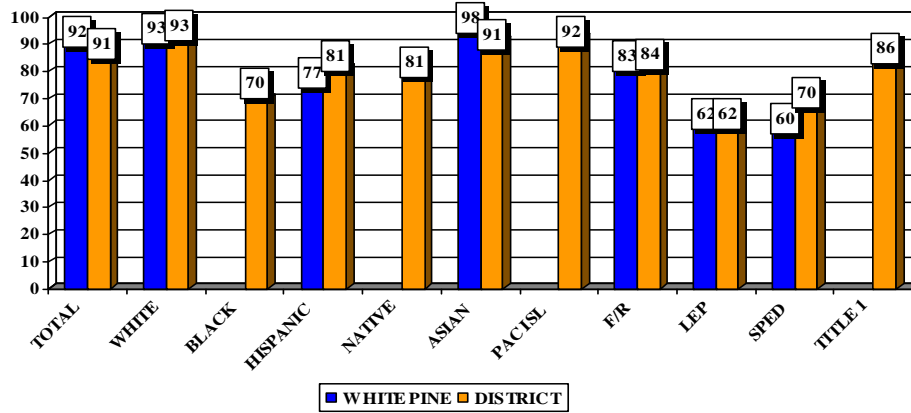
Idaho Standards Achievement Test  
 3rd - 6th Grade Standards Test - Spring 2011  
 2010-11 Disaggregated Groups  
 %age of Proficient/Advanced Students - Reading



NUMBER OF STUDENTS IN DISAGGREGATED GROUPS - THIRD THROUGH SIXTH GRADES

	WHITE	BLACK	HISPANIC	NATIVE	ASIAN
WHITE PINE	171	4	17.5	1	22.5
DISTRICT	5482.5	146	625.5	24.5	239.5
	PAC ISL	LEP	SPED	F/R	TITLE 1
WHITE PINE	2	11	13	85	NA
DISTRICT	44	259	627	2915	2543.5

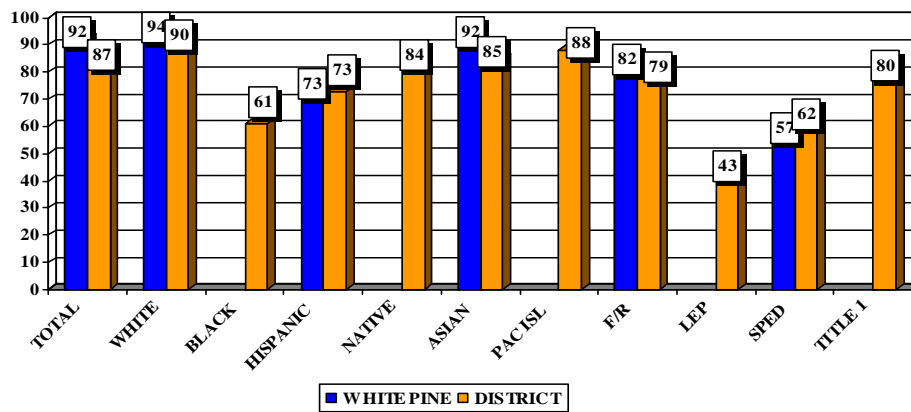
Idaho Standards Achievement Test  
 3rd - 6th Grade Standards Test - Spring 2011  
 2010-11 Disaggregated Groups  
 %age of Proficient/Advanced Students - Math



NUMBER OF STUDENTS IN DISAGGREGATED GROUPS - THIRD THROUGH SIXTH GRADES

	WHITE	BLACK	HISPANIC	NATIVE	ASIAN
WHITE PINE	165	4	17	1	24.5
DISTRICT	5353.5	139.5	598	23.5	246.5
	PAC ISL	LEP	SPED	F/R	TITLE 1
WHITE PINE	2	13	12	80.5	NA
DISTRICT	44	273	587.5	2785.5	2475

Idaho Standards Achievement Test  
 3rd - 6th Grade Standards Test - Spring 2011  
 2010-11 Disaggregated Groups  
 %age of Proficient/Advanced Students -Language



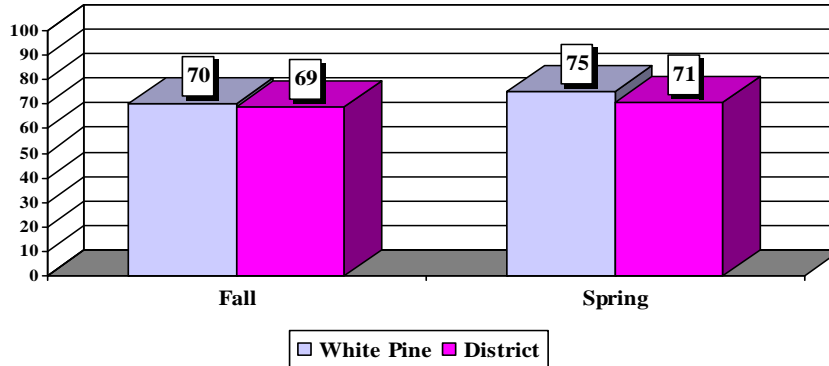
NUMBER OF STUDENTS IN DISAGGREGATED GROUPS - THIRD THROUGH SIXTH GRADES

	WHITE	BLACK	HISPANIC	NATIVE	ASIAN
WHITE PINE	169	4	16	1	23
DISTRICT	5194	121.5	541	23.5	232.5
	PAC ISL	LEP	SPED	F/R	TITLE 1
WHITE PINE	2	9.5	11.5	80.5	NA
DISTRICT	42.5	186.5	516.5	2652.5	2316

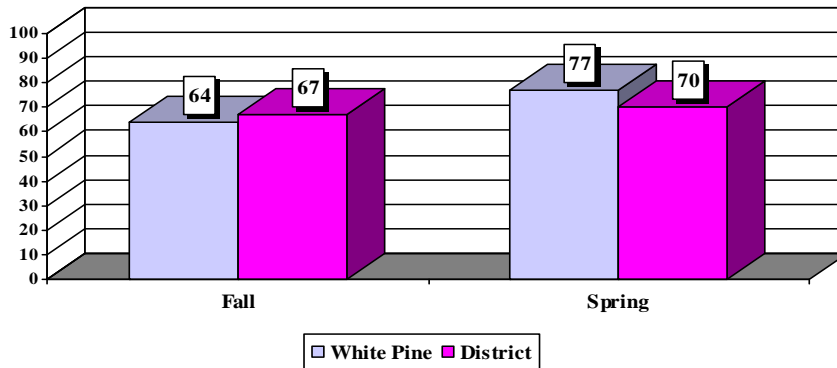
## CURRICULUM-BASED MEASUREMENT

Curriculum-Based Measurement (CBM) is a Boise District measure of student reading fluency. Each District 4th, 5th, and 6th grader reads aloud for one minute from three different grade level reading passages. His/her fluency rate is determined by counting the number of accurately read words from the testing session. School and District averages are developed for fall and spring testing. The fall benchmark words per minute are: 4th grade, 101 words per minute; 5th grade, 114; and 6th grade, 133. The spring benchmark words per minute are: 4th grade, 129 words per minute; 5th grade, 145; and 6th grade, 157.

**2010-11 CBM - 4th Grade**  
**%age of Students Achieving District Goals**



**2010-11 CBM - 5th Grade**  
**%age of Students Achieving District Goals**



**2010-11 CBM - 6th Grade**  
**%age of Students Achieving District Goals**

